

# Dentons Flashpoint

## Daily Global Situation Report

October 26, 2020

# Global Situation Update: October 26, 2020

---

## KEY TAKEAWAYS

The EU and WHO are warning of an "exponential" rise in infections in the bloc as member states reimpose lockdowns.

Russia proposed a new US-Russian agreement to replace the abandoned INF nuclear arms control treaty.

Tropical storm Zeta shuts down Gulf of Mexico oil platforms.

*Note: This report is based on sources and information deemed to be true and reliable, but Dentons makes no representations to same.*

# Global

---

**Overnight, confirmed coronavirus cases grew to 43,379,774 in 214 countries and territories, with 1,159,646 deaths.**

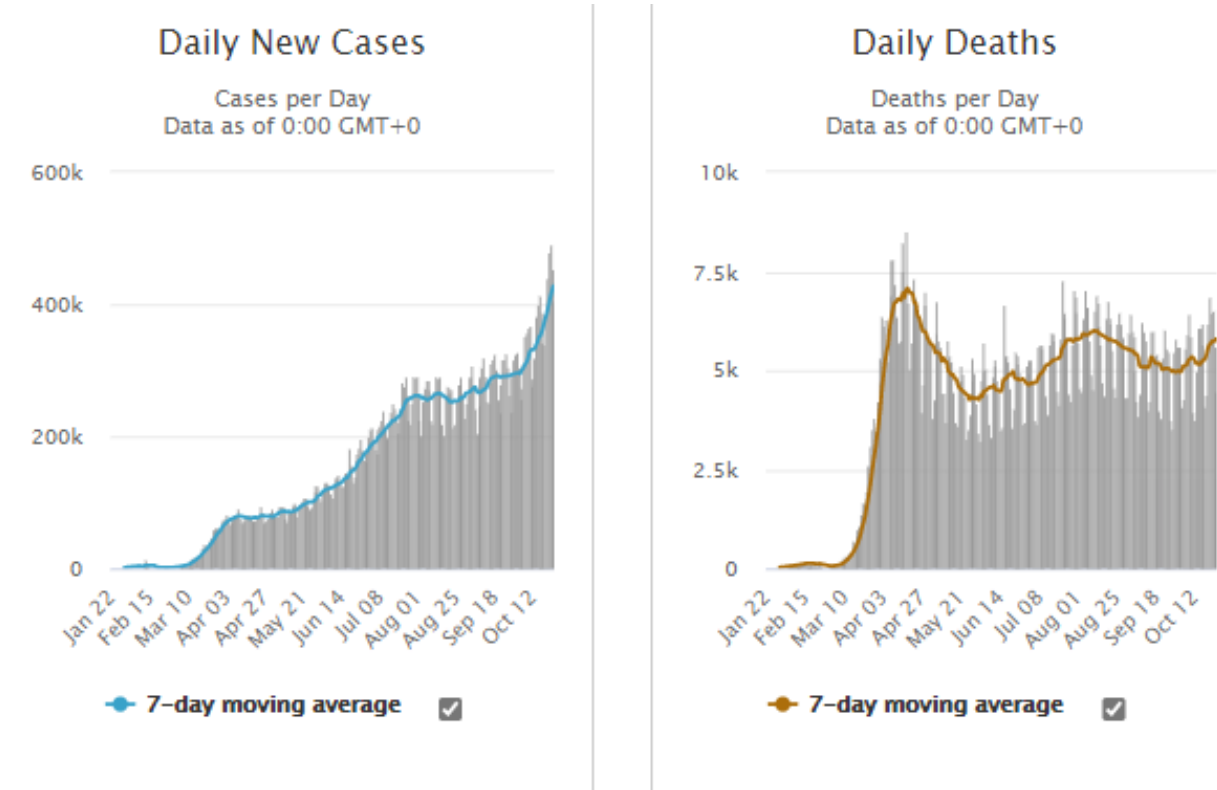
- AstraZeneca Plc has resumed the US **clinical trial** of its experimental COVID-19 vaccine after approval by regulators, and Johnson & Johnson is preparing to resume its trial on Monday or Tuesday.
- The AstraZeneca/University of Oxford vaccine has produced **a robust immune response** in elderly people, the group at highest risk from the disease.

*Note: This report is based on sources and information deemed to be true and reliable, but Dentons makes no representations to same.*

# Global

Over the past week, daily new cases of coronavirus surged, nearing 43 million. There are over 1 million new confirmed cases every two days.

Last Friday saw a record daily high of new cases: 506,570. The daily death rate has returned to August levels. Europe continued to drive the surge in new infections, with the UK, Russia, Spain, France, Italy, Belgium, Netherlands, Poland and Czechia reporting infections over 10,000 a day.



Source: WorldoMeter

*Note: This report is based on sources and information deemed to be true and reliable, but Dentons makes no representations to same.*

# Markets

---

**Gold fell below the key psychological level of \$1,900 on Monday to its lowest in more than a week, pressured by a firmer dollar.**

- **Asian shares** started off hesitant on Monday as surging coronavirus cases in Europe and the US undermined the global outlook.
- **European stocks** retreated on Monday, as Italy and Spain imposed fresh restrictions to control a resurgence in coronavirus cases, while shares in German heavyweight SAP slumped 20 percent after it cut its 2020 outlook.
- The **Turkish lira** reached a new record low, trading at 8 against the US dollar for the first time.
- **Oil prices** fell on Monday, extending last week's losses, as increasing coronavirus cases in the US and Europe raised worries about energy demand and over supply with Libyan production resuming.

*Note: This report is based on sources and information deemed to be true and reliable, but Dentons makes no representations to same.*

# Business

---

## Fiat Chrysler and PSA are set to win EU approval for their \$38 billion merger to create the world's No.4 carmaker.

- Saudi Basic Industries Corp (**SABIC**), the world's 4th-biggest petrochemicals firm, reported a 47 percent rise in third-quarter profit, beating estimates on higher sales and output.
- **SAP**, Europe's largest software company, cut its revenue and profit forecasts for this year as the resurgence of coronavirus depresses business spending.
- **Bayer** announced a \$4 billion deal to acquired US biotech firm **Asklepios BioPharmaceutical Inc.**
- Faced with the potential of US election-related conflict, **Facebook Inc.** is considering deploying internal tools designed for what it calls “at-risk” countries, including slowing the spread of viral content and lowering the bar for suppressing potentially inflammatory posts.
- **Energy Inc** will buy **Husky Energy Inc** in an all-stock transaction valued at \$23.6 billion.

*Note: This report is based on sources and information deemed to be true and reliable, but Dentons makes no representations to same.*

# Africa

---

- **Seychelles** opposition leader Ramkalawan wins presidency in landmark victory, dislodging the ruling party which has been in control since 1977.
- Attackers armed with guns and machetes killed at least eight children Saturday in a raid on a school in southwestern **Cameroon**.
- In **Guinea**, the national electoral authority confirmed that Alpha Conde won the disputed election, putting him at the helm for a controversial third term.
- Anti-government protests in the **Angolan** capital Luanda set up barricades and set fire to a police station, demanding the holding of local government elections, postponed due to the coronavirus pandemic.



*Note: This report is based on sources and information deemed to be true and reliable, but Dentons makes no representations to same.*

# Asia

- Thousands of people protested in the center of **Thailand's** capital Bangkok on Sunday, after Prime Minister Prayuth Chan-ocha ignored their Saturday night deadline to resign.
- **Malaysia's** king Al Sultan-Abdullah rejected a proposal by Prime Minister Yassin for a state of emergency to be imposed because of the coronavirus crisis.
- Kashgar in northwestern **China's** Xinjiang region are closing schools for a week and carrying out a city-wide coronavirus test, officials after 100 asymptomatic coronavirus cases were recorded, the largest cluster in China since July. The Fifth Plenum, a meeting of the Chinese Communist party's leadership, starts today and will run until Thursday, conducting the country's most important goal-setting exercise and drafting the next Five-Year Plan, against the backdrop of a worsening global economy and US sanctions.
- **China** will impose sanctions on Lockheed Martin, Boeing Defense and Raytheon for participating in a **US** arms sales to **Taiwan**, the foreign ministry announced.

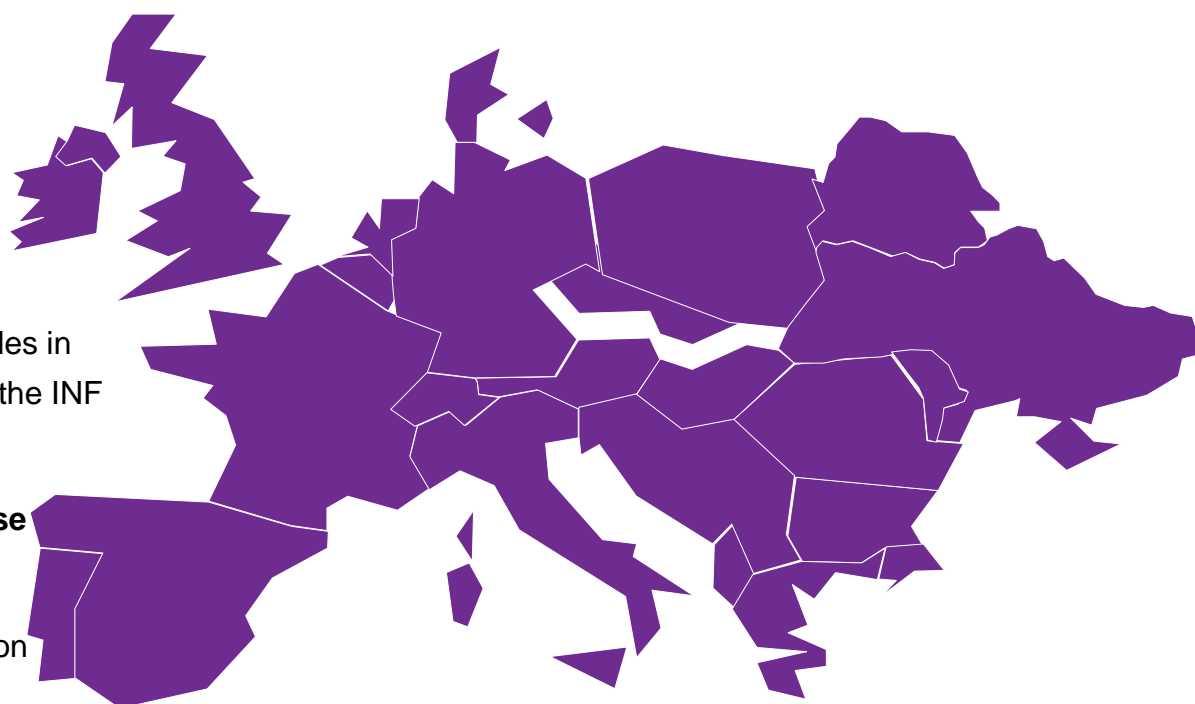


*Note: This report is based on sources and information deemed to be true and reliable, but Dentons makes no representations to same.*



# Europe

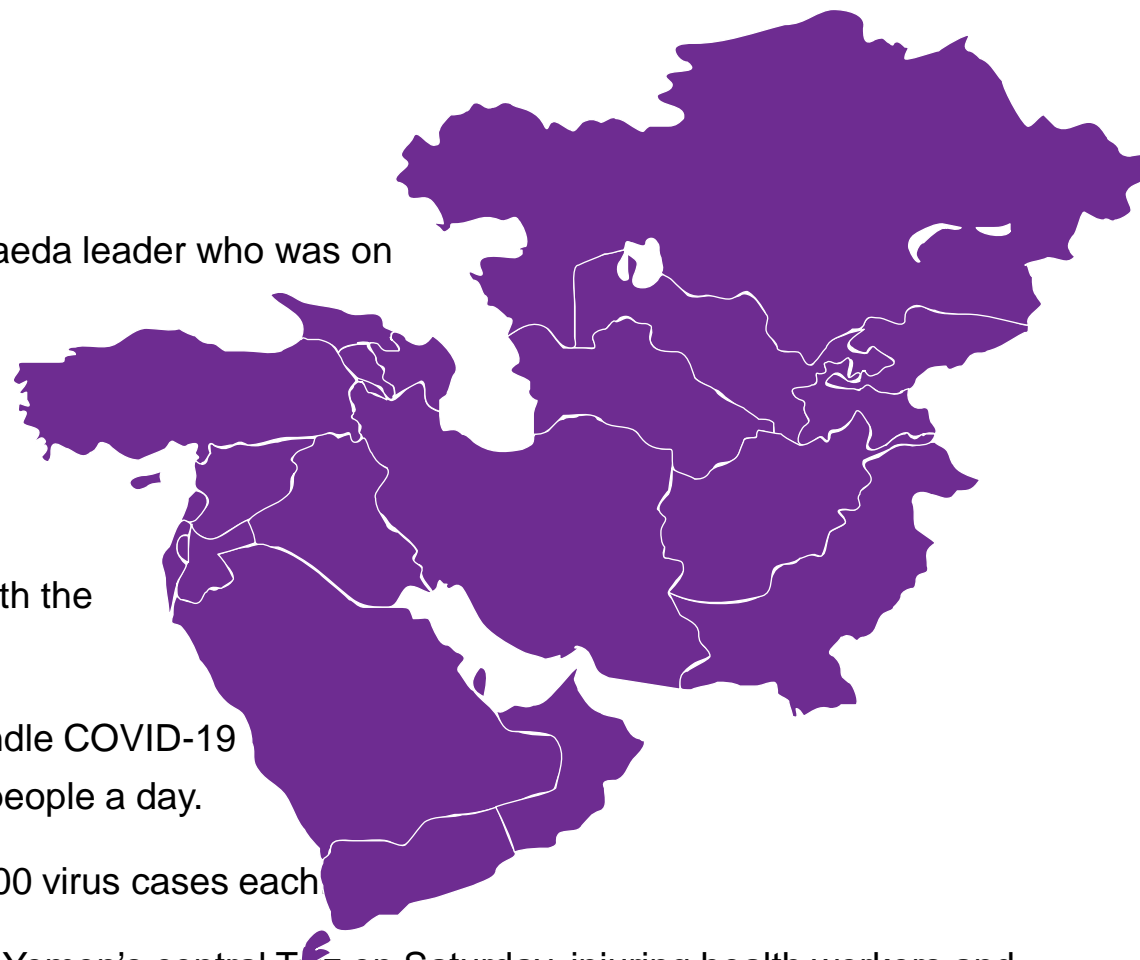
- Russia proposed a new **US-Russian** agreement not to deploy certain missiles in Europe and introduce mutual verification measures following the demise of the INF nuclear arms control treaty.
- **Italy** has prevented telecoms group Fastweb from signing a deal for **Chinese** Huawei to supply equipment for its 5G core network.
- **Turkey** announced that it is extending by one week a gas exploration mission in the eastern Mediterranean that has caused tensions with **Greece**.
- New fighting erupted between Azerbaijan and ethnic Armenian forces on Sunday over the **Nagorno-Karabakh** enclave, prompting growing concerns of a wider war that draws in Turkey, which has voiced strong support for **Azerbaijan**, and **Russia**, which has a defense pact with **Armenia**.
- The **EU's** disease control agency has joined the WHO in warning of an "*exponential*" rise in infections in the bloc; all EU countries except **Cyprus**, **Estonia**, **Finland** and **Greece** fell into a "*serious concern*" category, as did the UK. The **UK** health secretary damped expectations of an expedited launch of a Covid-19 vaccine by the end of the year but sees the "*bulk*" to be in the first half of 2021. **France** extending a curfew to cover 46 million people with the chief medical advisor warning that the country is facing a "critical situation" with 100,000 cases a day looming; France reported 45,422 new infections on Sunday. Parts of **Italy** including the capital Rome went under curfew late Friday, triggering a large demonstration in Naples against the measures. **Spain** announced a nationwide curfew and triggered emergency powers. Wales entered a full lockdown on Friday while Poland adopted a nationwide "*red zone*" lockdown mandating the partial closure of primary schools and restaurants. Hospitals in **Belgium** are overwhelmed. Over the weekend, Belgium surpassed 300,000 confirmed virus cases and **Romania** 200,000 cases. Confirmed cases in **Russia** surpassed 1.5 million.



*Note: This report is based on sources and information deemed to be true and reliable, but Dentons makes no representations to same.*

# Middle East

- **Afghan** security forces have killed Abu Muhsin al-Masri, a senior al Qaeda leader who was on the Federal Bureau of Investigation's Most Wanted Terrorists list.
- Polls opened in **Egypt** on Saturday for parliamentary elections that will stretch over several weeks and are set to be dominated by supporters of President Abdel Fattah al-Sisi.
- Prominent political factions in **Sudan** have rejected a deal brokered with the help of the **US** to take steps to normalize ties with **Israel**.
- Hospitals in many **Iranian** provinces are running out of capacity to handle COVID-19 cases, health authorities say, with COVID-19 now killing around 300 people a day.
- Over the weekend, **Jordan** and the **West Bank/Gaza** surpassed 50,000 virus cases each.
- **Yemeni** Houthis shelled of the Hope Hospital for Tumors Treatment in Yemen's central Taiz on Saturday, injuring health workers and partially damaged the health facility; international human rights organizations condemn the action as a "war crime."
- In the **UAE**, Dubai is introducing a facial recognition system on public transport to beef up security; the emirate already operates a biometric system using facial recognition at its international airport.



*Note: This report is based on sources and information deemed to be true and reliable, but Dentons makes no representations to same.*

# Americas

---

- **Brazil** jumped to China's third-biggest crude oil supplier in September.
- **Colombia** becomes the eighth country to surpass 1 million confirmed coronavirus cases; **Chile** surpassed 500,000 infections.
- **Bolivia's** President-elect Luis Arce pledged to "*rebuild*" the Andean country after a tumultuous year of political turmoil and the pandemic, as the official vote count confirmed a landslide win for his socialist party.
- A **Canada** court will hear witness testimony starting Monday as part of Huawei Chief Financial Officer Meng Wanzhou's legal battle to stop her extradition to the US.
- **Chileans** voters turned out in large numbers to endorse a plan to replace the country's Pinochet-era constitution in favor of a new charter drafted by citizens.
- Chevron Corp and BP have begun evacuating all non-essential personnel from their **Gulf of Mexico** facilities ahead of Tropical Storm Zeta.



*Note: This report is based on sources and information deemed to be true and reliable, but Dentons makes no representations to same.*

# Americas: US



- On Friday and Saturday, the US set **daily records for COVID-19 cases** during new surge sweeping across the nation, 81,722 and 83,422 respectively. New infections in **California** topped 900,000. Medical workers and hospitals are once again voicing concerns of being overwhelmed, as more Americans are resuming activities without taking appropriate mitigation measures. In **Michigan** hospital executives are renewing appeals for people to wear masks. **New York** is developing a new strategy to find “micro-clusters” of Covid-19 infections by making testing more local.
- **Vice President Pence** will maintain his schedule, having testing negative for coronavirus after his chief of staff tested positive.
- Infectious disease expert Dr. Fauci said it would be clear whether a **COVID-19 vaccine** was safe and effective by early December, but that more widespread vaccination would not be likely until later in 2021. **Universal mask use** could save 130,000 lives in the US in the coming months, according to a forecast by the Institute of Health Metrics and Evaluation.
- In Colorado, officials issued a **wildfire mandatory evacuation** order as high wind gusts pushed the 191,000-acre East Troublesome Fire east, threatening the town of 6,300 people that serves as a base camp for the popular national park.
- The US imposed sanctions on **Russian** research institute TsNIICKhM tied to the development of a dangerous computer program capable of causing catastrophic industrial damage.
- The US will begin basing Coast Guard Enhanced Response Cutters in the western **Pacific** for maritime security missions, citing illegal fishing and harassment of vessels by **China**.

*Note: This report is based on sources and information deemed to be true and reliable, but Dentons makes no representations to same.*

# #EndSARS: Anti-Police Protests in Nigeria

By Anni Coonan

***Since the latest round of anti-police protests broke out in Nigeria last month, the motto “#EndSARS” has broken into international discourse. The hashtag refers to the Special Anti-Robbery Squad, a police unit that Nigerians and human rights organizations say have abused thousands of civilians since its establishment in 1992.***

The most recent protests, which build on a movement started in 2017, were sparked when a video of the aftermath of the killing of a young man, reportedly by a SARS officer, went viral earlier this month. Nigerians have taken to the streets in their largest numbers yet, protesting in Lagos, the nation's capital, major economic hubs Abuja and Lekki, and four other large cities, in spite of curfews and bans on gatherings. Protesters have been met with shocking violence: military police reportedly killed 12 protesters on Tuesday after opening fire on demonstrators in Lagos, and security forces throughout the country have used tear gas to disperse crowds. The protests have also plunged the country's major cities into chaos: protesters sacked a ceremonial palace, police stations, and TV stations, torched cars, and have raided prisons and freed inmates throughout the week. Through

all this, Nigeria's President Buhari has refused to comment directly on the growing crisis. In public remarks this week - his first since the protests intensified - Buhari did not acknowledge the death of the 12 protesters, calling only for calm and saying that protests are “*undermining national security and law and order.*”

Nigerians' grievances against the SARS unit, and police forces in general, are numerous: they report widespread violence and abuses of power, including extrajudicial killings, physical abuse, torture, extortion and sexual assault. Amnesty International reported 82 cases of abuses by SARS between January 2017 and May 2020, including use of torture tactics like waterboarding. SARS is also widely considered corrupt, and regularly extorts

*Note: This report is based on sources and information deemed to be true and reliable, but Dentons makes no representations to same.*

# #EndSARS: Anti-Police Protests in Nigeria

victims of crime or regular citizens for protection or investigations into crimes. Some Nigerians also believe that SARS has directly contributed to the rise of violent extremism in the country, as violent groups like Boko Haram feed on a sense of distrust in and dissatisfaction with law enforcement and the government. Boko Haram's founder, in fact, was killed by security forces in a 2009 uprising, and his death - which supporters see as summary execution by police - is a rallying cry for extremists. Analysts say that many of the problems of overreach and violence stem from how SARS was designed: originally intended to combat violent crime, an elusive target at the time, the squad originated as plain-clothes, armed officers empowered to use violence to accost their targets. Use of violence, and an instinct to dodge transparency, is built into the structure of the unit. The squad also drew from trained police officers from all regions, and to this day shifts units regularly throughout the country, which critics say engenders a lack of knowledge about or concern for the communities they police. The unit is also chronically underpaid, fueling rampant corruption. However, protest leaders say that the most important driver of violence is simple lack of accountability: the government has proved unwilling, for nearly three decades,

to hold the unit responsible for their abuses or substantially change its training, incentives, or oversight.

The protesters and government have come to agreements to dissolve or restructure the unit multiple times, but the government has failed to follow through on its promises every time. Just this month, protesters celebrated Buhari's announcement that the government would dissolve SARS, only to reject the proposal and return to the streets when it came to light that he intended to disband the group in name only, redistributing - rather than firing - the corrupt police officers and replacing SARS with SWAT, or the Special Weapons Tactical Team. Such betrayals have happened before. In 2006, 2008, and 2012, presidential committees were formed to provide recommendations on police reform, in 2009, a National Committee on Torture reviewed allegations of torture against SARS, in 2010, then-President Goodluck Jonathan allocated \$196 million for police reform, and in 2017, the government quelled the first round of #EndSARS protests by making its first promises to dissolve the unit. Escalating protests are fueled by a distinct lack of trust in the government to follow through with any

*Note: This report is based on sources and information deemed to be true and reliable, but Dentons makes no representations to same.*



# #EndSARS: Anti-Police Protests in Nigeria

promised reforms; protesters are quoted as saying they will remain in the streets until their demands, which including dissolving SARS for good and general social reforms, are met.

The effort has garnered immense international support. International media attention and support from celebrities such as Rihanna, Drake, and Beyonce caused the hashtag #EndSARS to trend internationally, and leaders throughout the world have called on President Buhari to hold security forces accountable for the deaths of protesters. The issue even filtered to the US presidential election, with former Vice President Biden releasing a statement on Wednesday calling for President Buhari to “engage in a good-faith dialogue with civil society to address these long-standing grievances and work together for a more just and inclusive Nigeria.” Regional leaders in the Economic Community of West African States (ECOWAS) have called for dialogue between the government and protesters, although have not gone so far as to directly acknowledge the deaths of protesters or call for specific reforms.

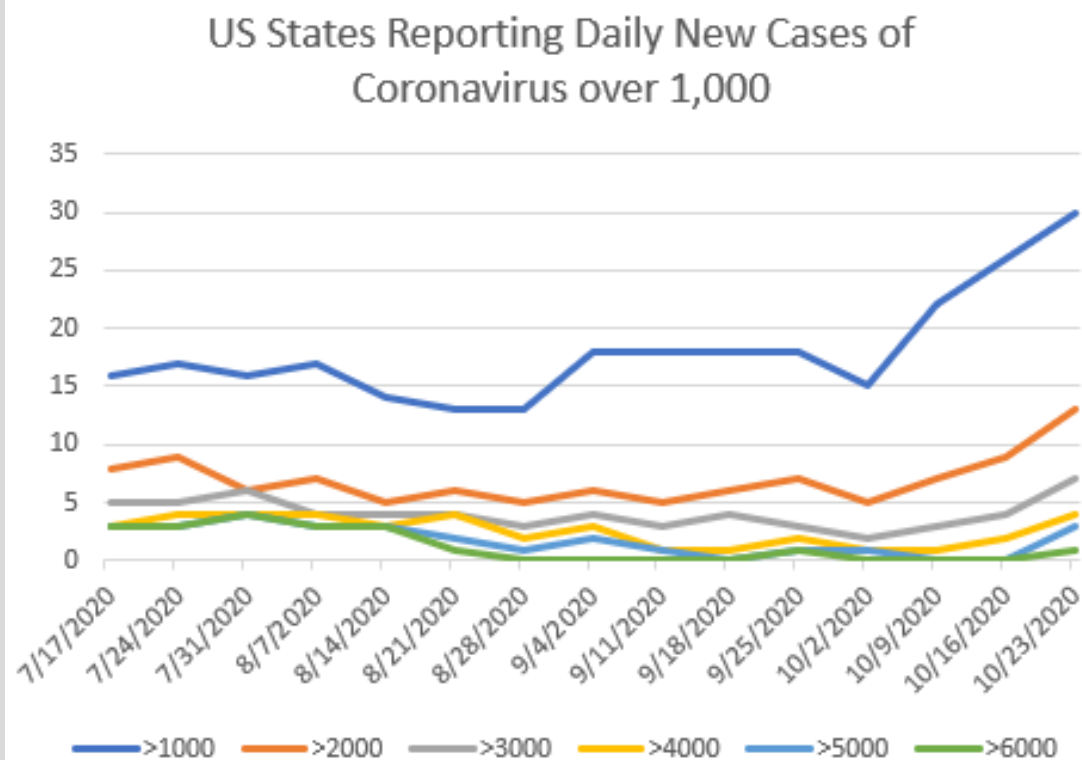
Analysts say that the government’s limited response - and unprecedented global attention to it - could endanger the

country’s regional leadership. As the largest economy in Africa and a historically stable country, Nigeria is a regional leader and an important voice in counterterrorism initiatives as well as in ECOWAS. Nigeria’s candidate for the World Trade Organization, Ngozi Okonjo-Iweala, is currently one of just two finalists to be the next Director General. The ongoing tensions, however, make Nigeria the fourth ECOWAS country currently undergoing civil unrest - Burkina Faso is facing extremist uprisings, Guinea and the Ivory Coast are seeing violence and protests surrounding controversial elections, and Mali is only tenuously calm after a coup rocked the country this summer. In addition to extending the hardship of the Nigerian public, continued unrest in Nigeria could damage the country’s international standing and endanger its participation in regional counterterrorism efforts. Unfortunately, the central government in Lagos has seemed to dig its heels in further after protesters rejected its original offer of reform, and the crackdown on protesters has only escalated. While international attention may influence Buhari to scale back some of the security response, protesters have vowed to remain in the streets until their demands are met.

*Note: This report is based on sources and information deemed to be true and reliable, but Dentons makes no representations to same.*

## Country in Charts: US Third Wave?

This past Friday, a record number of 30 states reported daily new cases of coronavirus over 1,000. As in Europe, the spread of infections is deeper and geographically wider than in the previous wave, with few states escaping from significant clusters. The death rate, however, continues to decline.



Data Source: Johns Hopkins University

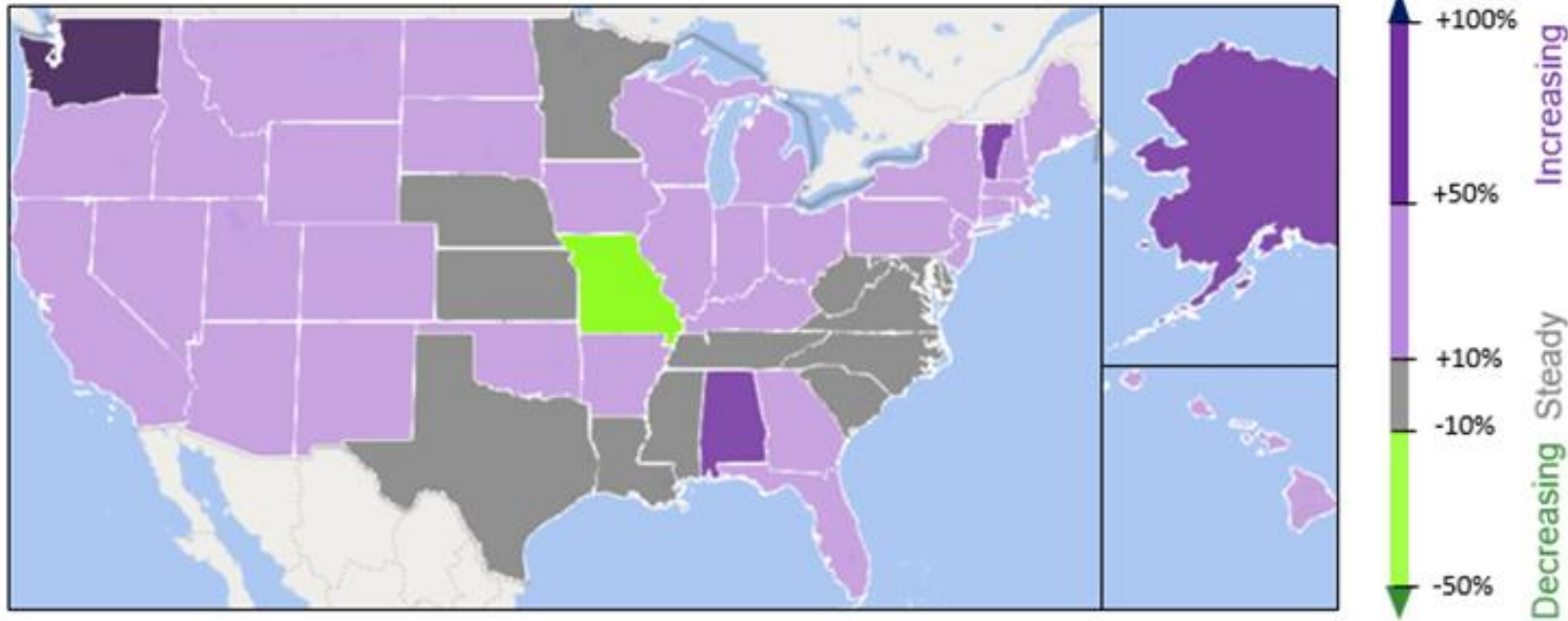
*Note: This report is based on sources and information deemed to be true and reliable, but Dentons makes no representations to same.*



# Country in Charts: US Third Wave?

## Change in new COVID-19 cases in the past week

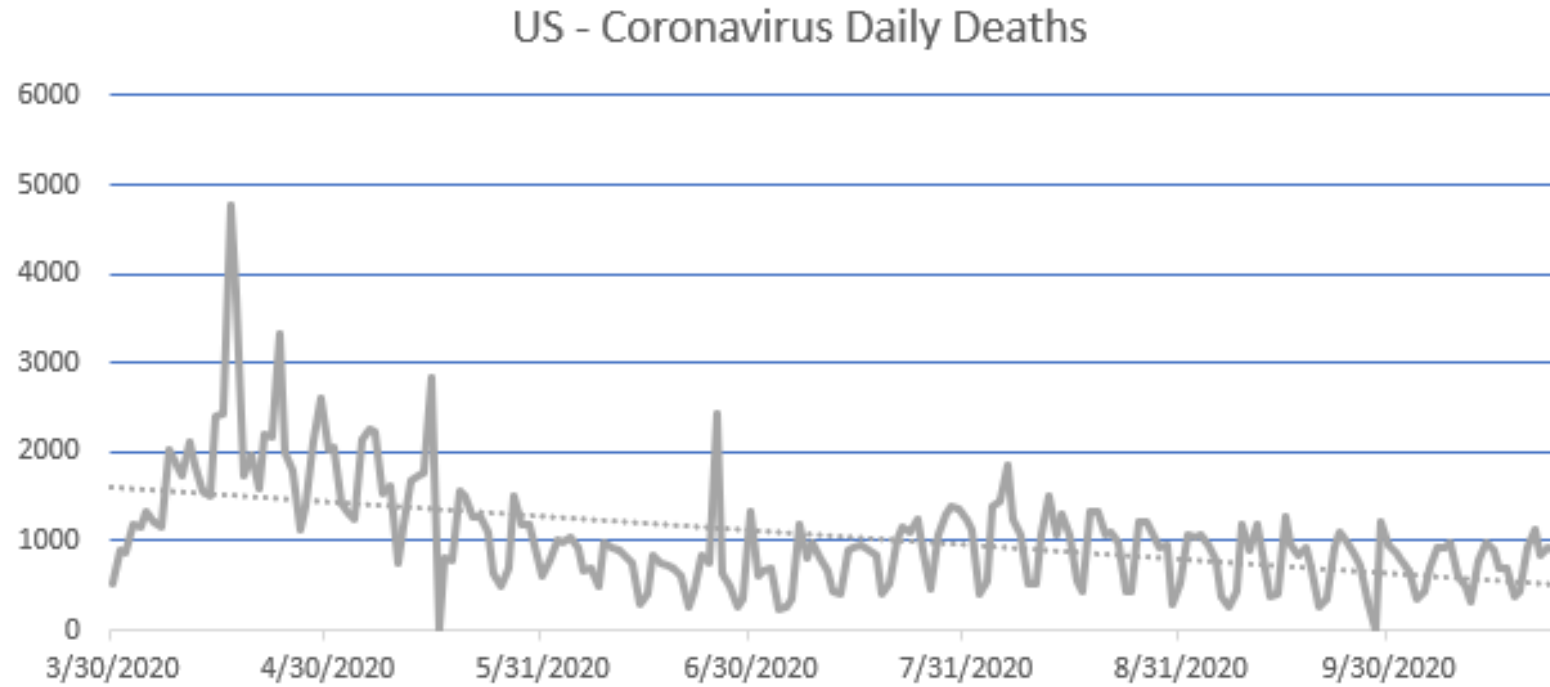
Percent change of the 7-day average of new cases on Oct. 19 - 25



Data Source: Johns Hopkins University

*Note: This report is based on sources and information deemed to be true and reliable, but Dentons makes no representations to same.*

## Country in Charts: US Third Wave?



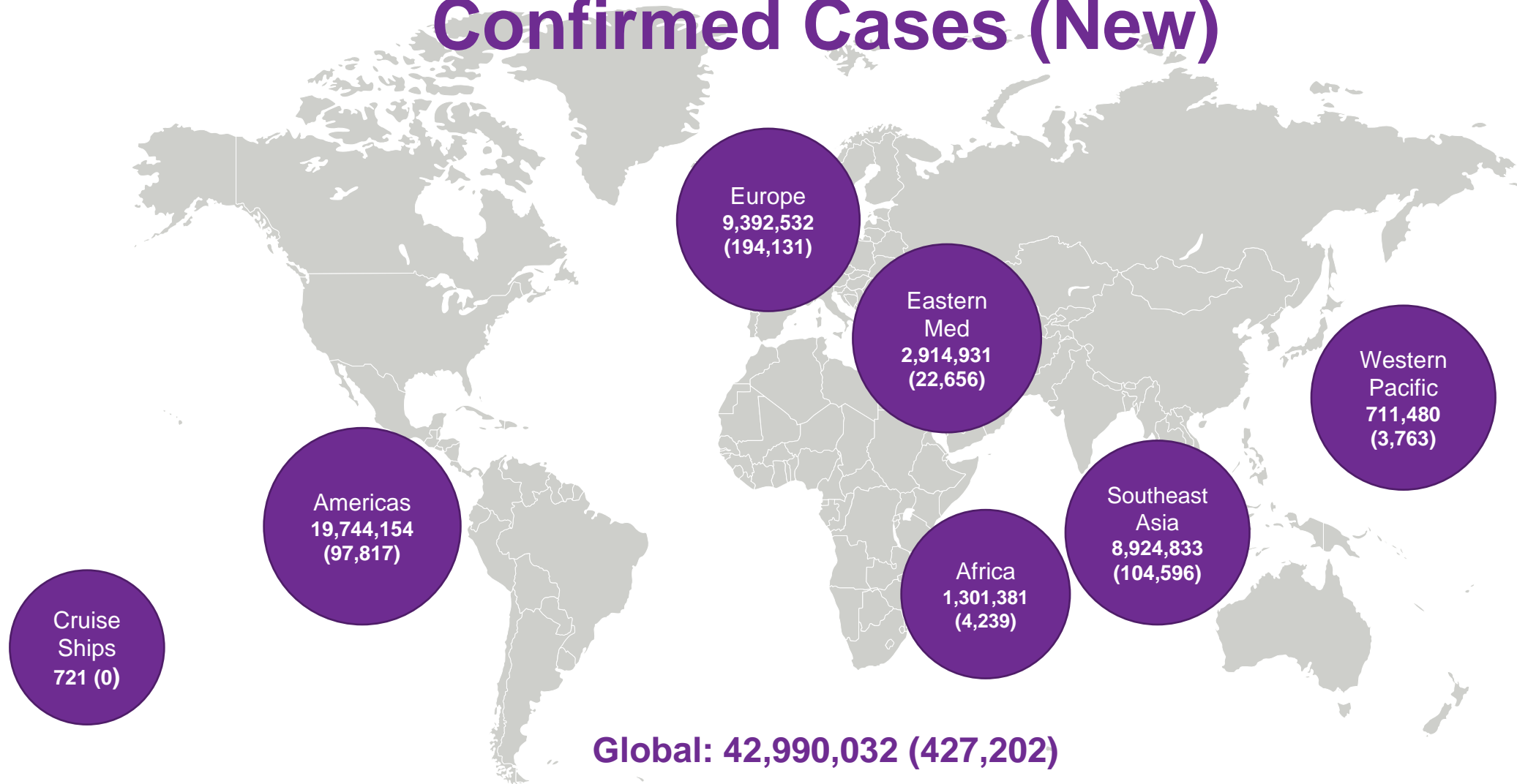
Data Source: Johns Hopkins University

*Note: This report is based on sources and information deemed to be true and reliable, but Dentons makes no representations to same.*

# Coronavirus Condition Updates

As of 2100 hours US EDT on October 25

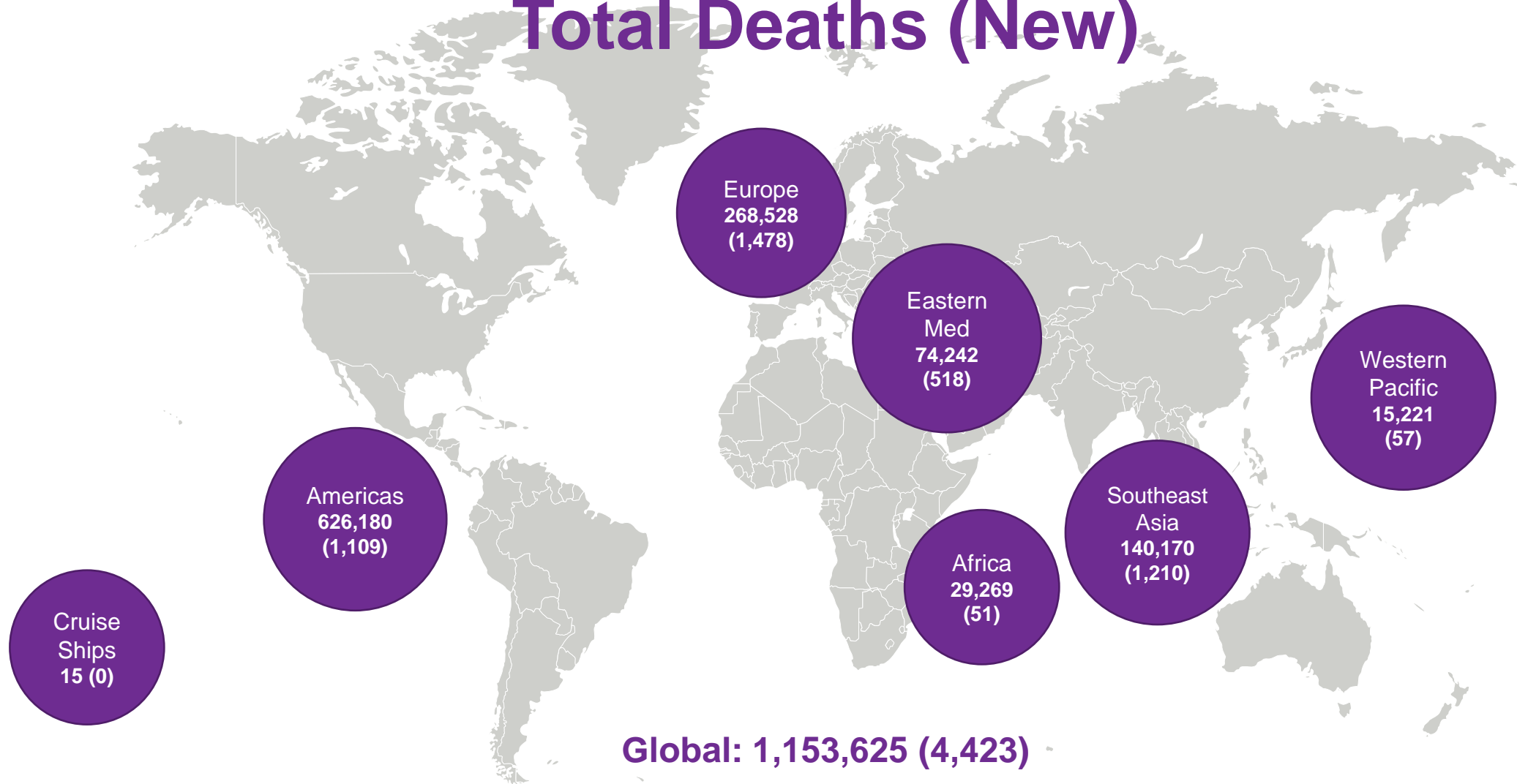
# Confirmed Cases (New)



Reflects data as of 2100 hours the evening before the date of the situation report.  
Data Source: Johns Hopkins University

*Note: This report is based on sources and information deemed to be true and reliable, but Dentons makes no representations to same.*

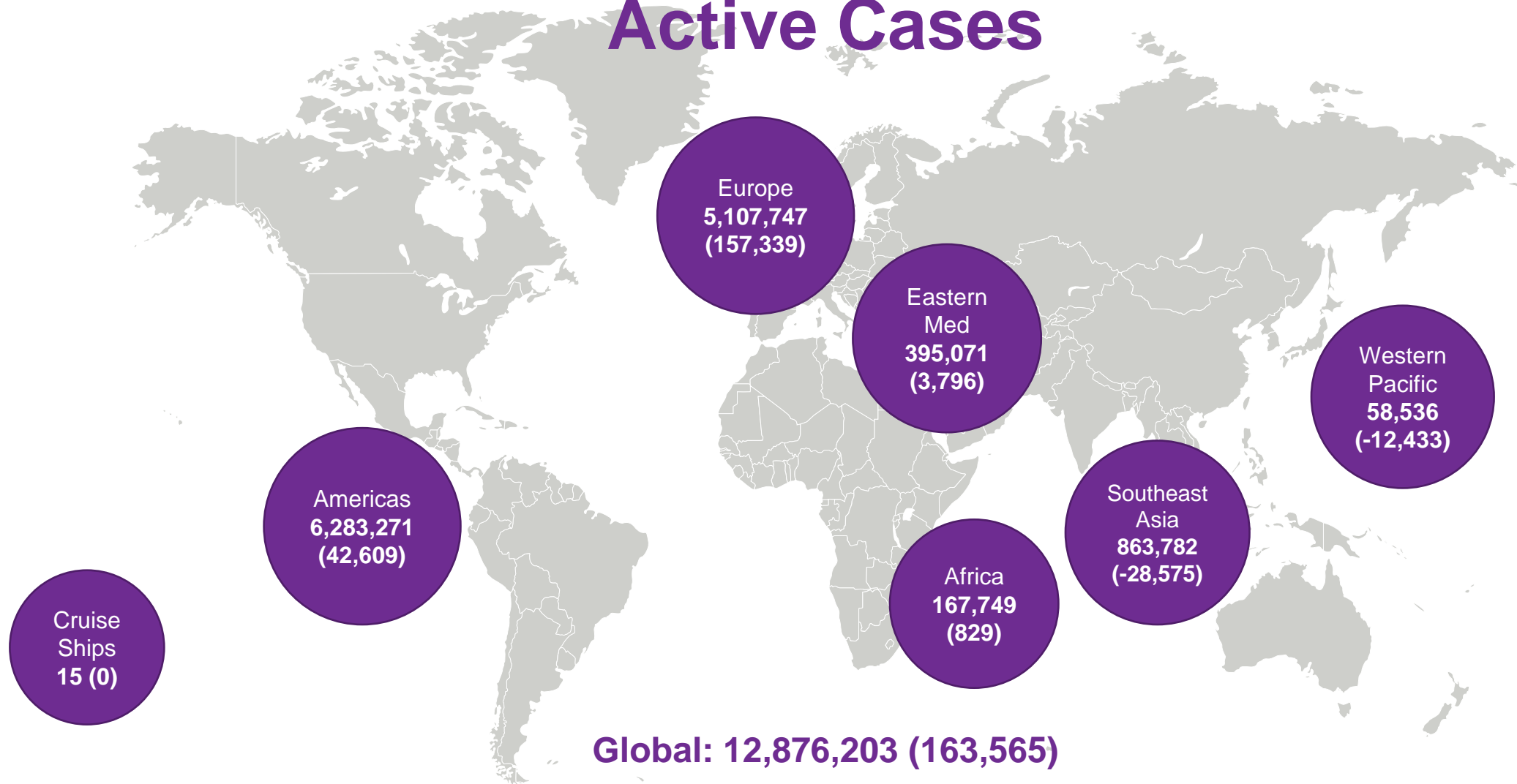
# Total Deaths (New)



Reflects data as of 2100 hours the evening before the date of the situation report.  
Data Source: Johns Hopkins University

*Note: This report is based on sources and information deemed to be true and reliable, but Dentons makes no representations to same.*

# Active Cases



Reflects data as of 2100 hours the evening before the date of the situation report.  
Data Source: Johns Hopkins University

*Note: This report is based on sources and information deemed to be true and reliable, but Dentons makes no representations to same.*

# Country Risk Assessment

## VERY HIGH RISK (>5,000 cases)

| Country     | Active Cases | Confirmed (New) | Deaths (New)  | Cases / 1M Pop. | Deaths / 1M Pop | % Daily Change7-Day Av |
|-------------|--------------|-----------------|---------------|-----------------|-----------------|------------------------|
| US          | 4951859      | 8567888 (59566) | 224336 (333)  | 26805           | 695             | 5.55%                  |
| France      | 969430       | 1094239 (45422) | 34373 (137)   | 17430           | 532             | 22.92%                 |
| Spain       | 861004       | 1046132 (0)     | 34752 (0)     | 23746           | 743             | 10.47%                 |
| UK          | 829134       | 875610 (19797)  | 44968 (151)   | 12850           | 660             | 17.31%                 |
| Brazil      | 697339       | 5380635 (0)     | 156903 (0)    | 25320           | 738             | 2.90%                  |
| India       | 653717       | 7909959 (95277) | 119014 (1058) | 5713            | 86              | 5.25%                  |
| Russia      | 344987       | 1503652 (16392) | 25875 (228)   | 10372           | 178             | 7.50%                  |
| Belgium     | 287134       | 321031 (15622)  | 10810 (73)    | 26315           | 925             | 30.77%                 |
| Netherlands | 284208       | 291254 (10202)  | 7046 (27)     | 16986           | 411             | 21.64%                 |
| Italy       | 222241       | 525782 (21273)  | 37338 (128)   | 8700            | 618             | 21.21%                 |
| Ukraine     | 199917       | 353723 (6406)   | 6566 (103)    | 7870            | 146             | 13.12%                 |
| Argentina   | 166874       | 1090589 (9253)  | 28896 (283)   | 24060           | 637             | 9.25%                  |
| Czechia     | 158515       | 258097 (7300)   | 2201 (124)    | 24087           | 205             | 32.63%                 |
| Poland      | 136631       | 253688 (11742)  | 4438 (87)     | 6705            | 117             | 30.72%                 |

Data Source: Johns Hopkins University

## VERY HIGH RISK (>5,000 cases)

| Country      | Active Cases | Confirmed (New) | Deaths (New) | Cases/ 1M Pop. | Deaths/ 1M Pop | % Daily Change7-Day Av |
|--------------|--------------|-----------------|--------------|----------------|----------------|------------------------|
| Germany      | 107632       | 437698 (2900)   | 10062 (27)   | 5218           | 121            | 15.77%                 |
| Sweden       | 104661       | 110594 (0)      | 5933 (0)     | 10929          | 586            | 6.69%                  |
| Iran         | 81226        | 568896 (6191)   | 32616 (296)  | 6746           | 387            | 6.77%                  |
| Colombia     | 78506        | 1015885 (8174)  | 30000 (0)    | 19898          | 591            | 5.54%                  |
| Bangladesh   | 77905        | 398815 (1308)   | 5803 (23)    | 2414           | 35             | 2.57%                  |
| Indonesia    | 62649        | 389712 (3732)   | 13299 (94)   | 1420           | 48             | 7.15%                  |
| Iraq         | 59735        | 451707 (2554)   | 10623 (55)   | 11152          | 262            | 5.55%                  |
| Romania      | 53516        | 209648 (3855)   | 6391 (73)    | 10921          | 333            | 13.96%                 |
| Honduras     | 52595        | 93214 (490)     | 2623 (6)     | 9315           | 263            | 5.14%                  |
| South Africa | 50730        | 715868 (1622)   | 18968 (24)   | 12022          | 319            | 1.69%                  |
| Peru         | 50720        | 888715 (5599)   | 34149 (116)  | 26836          | 1031           | 2.61%                  |
| Mexico       | 49545        | 891160 (4360)   | 88924 (181)  | 6855           | 686            | 4.48%                  |
| Portugal     | 47493        | 118686 (2577)   | 2316 (19)    | 11651          | 227            | 15.82%                 |
| Switzerland  | 45770        | 103653 (0)      | 2083 (2)     | 11949          | 240            | 28.20%                 |

*Note: This report is based on sources and information deemed to be true and reliable, but Dentons makes no representations to same.*

# Country Risk Assessment

## VERY HIGH RISK (>5,000 cases)

| Country     | Active Cases | Confirmed (New) | Deaths (New) | Cases / 1M Pop. | Deaths / 1M Pop | % Daily Change7-Day Av |
|-------------|--------------|-----------------|--------------|-----------------|-----------------|------------------------|
| Nepal       | 45572        | 158089 (2856)   | 847 (5)      | 5395            | 29              | 16.35%                 |
| Jordan      | 45000        | 53087 (2337)    | 579 (39)     | 5187            | 57              | 29.22%                 |
| Ethiopia    | 44374        | 93343 (485)     | 1426 (7)     | 806             | 12              | 4.51%                  |
| Tunisia     | 42948        | 48799 (0)       | 819 (0)      | 4115            | 69              | 16.92%                 |
| Hungary     | 41580        | 59247 (3149)    | 1425 (35)    | 6138            | 148             | 21.87%                 |
| Costa Rica  | 39769        | 103088 (0)      | 1282 (0)     | 20178           | 251             | 7.35%                  |
| Serbia      | 38694        | 39486 (614)     | 792 (3)      | 4525            | 91              | 8.42%                  |
| Turkey      | 37612        | 361801 (2017)   | 9799 (72)    | 4275            | 116             | 3.95%                  |
| Lebanon     | 36022        | 71390 (1484)    | 565 (3)      | 10475           | 83              | 12.75%                 |
| Philippines | 35015        | 370028 (2209)   | 6977 (43)    | 3363            | 63              | 3.62%                  |
| Puerto Rico | 34354        | 62503 (1223)    | 801 (7)      | 18454           | 236             | 8.34%                  |
| Slovakia    | 33724        | 43843 (3042)    | 159 (0)      | 8029            | 29              | 31.95%                 |
| Ireland     | 31882        | 57128 (1020)    | 1882 (0)     | 11529           | 380             | 12.54%                 |
| Morocco     | 30985        | 197481 (3020)   | 3301 (46)    | 5330            | 89              | 12.08%                 |

## VERY HIGH RISK (>5,000 cases)

| Country            | Active Cases | Confirmed (New) | Deaths (New) | Cases/ 1M Pop | Deaths/ 1M Pop | % Daily Change7-Day Av |
|--------------------|--------------|-----------------|--------------|---------------|----------------|------------------------|
| Greece             | 28861        | 30782 (790)     | 574 (10)     | 2958          | 55             | 31.43%                 |
| Armenia            | 25749        | 77837 (2314)    | 1180 (23)    | 26252         | 398            | 15.13%                 |
| Canada             | 24685        | 218874 (2823)   | 9995 (26)    | 5710          | 263            | 0.80%                  |
| Libya              | 24487        | 56013 (1639)    | 795 (5)      | 8117          | 115            | 11.30%                 |
| Bolivia            | 23550        | 140853 (74)     | 8645 (18)    | 12009         | 736            | 3.41%                  |
| Austria            | 21974        | 80811 (2782)    | 979 (14)     | 8956          | 109            | 15.30%                 |
| Panama             | 21336        | 129200 (685)    | 2633 (5)     | 29796         | 607            | 2.28%                  |
| Dominican Republic | 19653        | 124527 (509)    | 2223 (3)     | 11443         | 204            | 21.11%                 |
| Myanmar            | 18759        | 44774 (986)     | 1095 (29)    | 821           | 20             | 8.57%                  |
| Paraguay           | 18550        | 59594 (551)     | 1309 (16)    | 8323          | 183            | 2.61%                  |
| Bulgaria           | 18441        | 37889 (327)     | 1094 (10)    | 5466          | 158            | 6.46%                  |
| Moldova            | 17528        | 71503 (414)     | 1685 (16)    | 17739         | 418            | 16.17%                 |
| Georgia            | 17463        | 28431 (1928)    | 201 (8)      | 7131          | 50             | 21.25%                 |
| Algeria            | 15134        | 56143 (263)     | 1914 (7)     | 1273          | 43             | 2.85%                  |

Data Source: Johns Hopkins University

*Note: This report is based on sources and information deemed to be true and reliable, but Dentons makes no representations to same.*



# Country Risk Assessment

## VERY HIGH RISK (>5,000 cases)

| Country      | Active Cases | Confirmed (New) | Deaths (New) | Cases / 1M Pop. | Deaths / 1M Pop | % Daily Change7-Day Av |
|--------------|--------------|-----------------|--------------|-----------------|-----------------|------------------------|
| Kenya        | 14610        | 49721 (931)     | 902 (6)      | 918             | 17              | 9.73%                  |
| Israel       | 14440        | 309946 (533)    | 2397 (25)    | 33699           | 261             | 2.21%                  |
| Slovenia     | 14286        | 22950 (1676)    | 240 (5)      | 11039           | 115             | 42.74%                 |
| Bosnia       | 13348        | 40893 (1135)    | 1086 (11)    | 12489           | 332             | 16.58%                 |
| Oman         | 12480        | 112932 (1095)   | 1174 (27)    | 21942           | 228             | 2.64%                  |
| Croatia      | 11144        | 36380 (2421)    | 437 (8)      | 8880            | 107             | 29.69%                 |
| Pakistan     | 10788        | 328602 (707)    | 6739 (3)     | 1475            | 30              | 1.57%                  |
| Chile        | 9867         | 502063 (1521)   | 13944 (52)   | 26192           | 727             | 2.05%                  |
| Malaysia     | 9202         | 26565 (823)     | 229 (8)      | 817             | 7               | 22.84%                 |
| Belarus      | 8629         | 92823 (845)     | 957 (4)      | 9824            | 101             | 5.52%                  |
| Saudi Arabia | 8249         | 344875 (323)    | 5296 (15)    | 9858            | 151             | 0.78%                  |
| Kuwait       | 8118         | 121635 (708)    | 746 (2)      | 28350           | 174             | 4.51%                  |
| Albania      | 8026         | 19157 (299)     | 477 (4)      | 6659            | 166             | 10.97%                 |
| Azerbaijan   | 8009         | 49959 (946)     | 671 (7)      | 4913            | 66              | 10.00%                 |

## VERY HIGH RISK (>5,000 cases)

| Country          | Active Cases | Confirmed (New) | Deaths (New) | Cases/ 1M Pop | Deaths/ 1M Pop | % Daily Change7-Day Av |
|------------------|--------------|-----------------|--------------|---------------|----------------|------------------------|
| Denmark          | 7669         | 40356 (945)     | 702 (2)      | 6959          | 121            | 12.30%                 |
| N Macedonia      | 7408         | 26954 (560)     | 919 (22)     | 12938         | 441            | 12.34%                 |
| Ecuador          | 7323         | 161635 (2021)   | 12553 (11)   | 9118          | 708            | 5.16%                  |
| Kyrgyzstan       | 7000         | 55750 (606)     | 1134 (4)     | 8501          | 173            | 6.65%                  |
| Guatemala        | 6926         | 104787 (155)    | 3644 (35)    | 5815          | 202            | 3.27%                  |
| Japan            | 6769         | 97095 (496)     | 1716 (6)     | 764           | 14             | 4.12%                  |
| West Bank & Gaza | 6402         | 50442 (453)     | 448 (5)      | 9817          | 87             | 6.56%                  |
| Sudan            | 6141         | 13742 (0)       | 837 (0)      | 311           | 19             | 0.33%                  |
| Lithuania        | 5977         | 10184 (606)     | 134 (5)      | 3758          | 49             | 26.15%                 |
| Norway           | 5767         | 17909 (160)     | 279 (0)      | 3295          | 51             | 8.11%                  |
| UAE              | 5715         | 125123 (1359)   | 477 (2)      | 12603         | 48             | 7.61%                  |
| Angola           | 5605         | 9381 (355)      | 268 (1)      | 283           | 8              | 18.75%                 |
| Afghanistan      | 5190         | 40833 (65)      | 1514 (3)     | 1042          | 39             | 1.55%                  |
| Guadeloupe       | 5015         | 7329 (0)        | 115 (0)      | 18316         | 287            | 2.82%                  |

*Note: This report is based on sources and information deemed to be true and reliable, but Dentons makes no representations to same.*

# Country Risk Assessment

## HIGH RISK (1,000-5,000 cases)

| Country     | Active Cases | Confirmed (New) | Deaths (New) | Cases / 1M Pop. | Deaths / 1M Pop | % Daily Change7-Day Av |
|-------------|--------------|-----------------|--------------|-----------------|-----------------|------------------------|
| Botswana    | 4975         | 5923 (0)        | 21 (0)       | 2503            | 9               | 11.50%                 |
| Venezuela   | 4845         | 89565 (423)     | 773 (3)      | 3153            | 27              | 3.27%                  |
| Finland     | 4695         | 14848 (196)     | 353 (0)      | 2678            | 64              | 9.59%                  |
| Jamaica     | 4244         | 8714 (44)       | 188 (2)      | 2939            | 63              | 5.05%                  |
| Sri Lanka   | 4053         | 7872 (351)      | 16 (1)       | 367             | 1               | 29.65%                 |
| Uganda      | 3991         | 11443 (146)     | 101 (2)      | 248             | 2               | 7.45%                  |
| Montenegro  | 3756         | 16797 (168)     | 266 (3)      | 26743           | 424             | 7.04%                  |
| Luxembourg  | 3625         | 12851 (0)       | 141 (0)      | 22575           | 230             | 15.28%                 |
| Nigeria     | 3397         | 61992 (62)      | 1130 (1)     | 298             | 5               | 0.89%                  |
| Syria       | 3386         | 5408 (49)       | 269 (2)      | 307             | 15              | 6.12%                  |
| El Salvador | 3378         | 32585 (0)       | 949 (5)      | 5016            | 146             | 2.82%                  |
| Latvia      | 3265         | 4678 (211)      | 56 (2)       | 2489            | 30              | 26.25%                 |
| Bahrain     | 3167         | 80255 (280)     | 312 (0)      | 46669           | 181             | 2.93%                  |
| Kazakhstan  | 3071         | 110542 (140)    | 1796 (0)     | 5858            | 95              | 0.94%                  |

Data Source: Johns Hopkins University

*Note: This report is based on sources and information deemed to be true and reliable, but Dentons makes no representations to same.*

## HIGH RISK (1,000-5,000 cases)

| Country          | Active Cases | Confirmed (New) | Deaths (New) | Cases/ 1M Pop. | Deaths/ 1M Pop | % Daily Change7-Day Av |
|------------------|--------------|-----------------|--------------|----------------|----------------|------------------------|
| CAR              | 2876         | 4862 (0)        | 62 (0)       | 1001           | 13             | 0.14%                  |
| Qatar            | 2841         | 131170 (205)    | 230 (1)      | 46716          | 82             | 1.33%                  |
| Mozambique       | 2647         | 11986 (91)      | 86 (1)       | 380            | 3              | 9.34%                  |
| Bahamas          | 2330         | 6410 (142)      | 132 (2)      | 16251          | 335            | 11.03%                 |
| Uzbekistan       | 2249         | 65307 (384)     | 549 (5)      | 1942           | 16             | 3.34%                  |
| French Polynesia | 2154         | 5859 (62)       | 20 (0)       | 20819          | 71             | 35.19%                 |
| Martinique       | 2135         | 2257 (0)        | 24 (0)       | 6016           | 64             | 0.00%                  |
| Malta            | 1880         | 5498 (125)      | 51 (1)       | 12441          | 115            | 15.82%                 |
| Kosovo           | 1775         | 17263 (0)       | 657 (0)      |                |                | 2.15%                  |
| Namibia          | 1748         | 12660 (81)      | 133 (0)      | 4954           | 52             | 2.90%                  |
| Cyprus           | 1638         | 3545 (101)      | 25 (0)       | 2929           | 21             | 25.42%                 |
| South Korea      | 1593         | 25955 (119)     | 457 (0)      | 504            | 9              | 2.62%                  |
| Guam             | 1569         | 4141 (0)        | 69 (0)       |                |                | 14.56%                 |
| South Sudan      | 1537         | 2883 (5)        | 56 (0)       | 257            | 5              | 1.42%                  |

# Country Risk Assessment

## HIGH RISK (1,000-5,000 cases)

| Country             | Active Cases | Confirmed (New) | Deaths (New) | Cases / 1M Pop. | Deaths / 1M Pop | % Daily Change7-Day Av |
|---------------------|--------------|-----------------|--------------|-----------------|-----------------|------------------------|
| Egypt               | 1438         | 106540 (143)    | 6199 (12)    | 1035            | 60              | 1.05%                  |
| Australia           | 1424         | 27525 (12)      | 905 (0)      | 1075            | 35              | 0.46%                  |
| Haiti               | 1421         | 9026 (11)       | 232 (1)      | 789             | 20              | 0.69%                  |
| Trinidad and Tobago | 1321         | 5511 (8)        | 105 (0)      | 3934            | 75              | 3.88%                  |
| Congo (Brazzaville) | 1274         | 5253 (0)        | 92 (0)       | 945             | 17              | 1.85%                  |
| Mayotte             | 1268         | 4276 (0)        | 44 (0)       | 15557           | 160             | 5.75%                  |
| Andorra             | 1240         | 4038 (0)        | 69 (0)       | 52235           | 893             | 16.37%                 |
| Belize              | 1134         | 3145 (39)       | 50 (2)       | 7767            | 120             | 10.56%                 |
| Guinea              | 1090         | 11635 (0)       | 71 (0)       | 879             | 5               | 1.01%                  |
| Nicaragua           | 1054         | 5434 (0)        | 155 (0)      | 817             | 23              | 1.49%                  |
| Iceland             | 1042         | 4448 (54)       | 11 (0)       | 13008           | 32              | 8.84%                  |
| Cameroon            | 1028         | 21570 (0)       | 425 (0)      | 806             | 16              | 0.60%                  |
| Cabo Verde          | 1017         | 8396 (74)       | 94 (0)       | 15049           | 168             | 7.67%                  |

Data Source: Johns Hopkins University

*Note: This report is based on sources and information deemed to be true and reliable, but Dentons makes no representations to same.*

# US Risk Assessment

## VERY HIGH RISK (>5,000 cases)

| State      | Active Cases | Confirmed (New) | Deaths (New) | Cases / 1M Pop. | Deaths / 1M Pop | % Daily Change 7-Day Av |
|------------|--------------|-----------------|--------------|-----------------|-----------------|-------------------------|
| California | 889238       | 906596 (2912)   | 17358 (15)   | 22966           | 439             | 3.41%                   |
| Florida    | 762207       | 778636 (2385)   | 16429 (12)   | 36253           | 765             | 3.03%                   |
| New York   | 382950       | 495464 (1632)   | 33422 (4)    | 27329           | 1725            | 2.26%                   |
| Illinois   | 369183       | 378958 (4057)   | 9775 (24)    | 29906           | 771             | 8.27%                   |
| Georgia    | 343114       | 350923 (1318)   | 7809 (1)     | 33052           | 735             | 2.95%                   |
| Arizona    | 192547       | 238163 (1391)   | 5874 (5)     | 32720           | 807             | 2.95%                   |
| New Jersey | 175706       | 228468 (1129)   | 16285 (4)    | 26190           | 1848            | 3.86%                   |
| Missouri   | 168976       | 171796 (1967)   | 2820 (12)    | 28723           | 474             | 7.47%                   |
| Virginia   | 149679       | 172774 (983)    | 3575 (1)     | 20312           | 419             | 4.11%                   |
| Maryland   | 128119       | 140279 (792)    | 4096 (5)     | 23203           | 678             | 3.29%                   |
| Texas      | 118956       | 892006 (3644)   | 17955 (40)   | 31504           | 623             | 4.26%                   |
| Alabama    | 107050       | 184355 (1079)   | 2866 (0)     | 37599           | 585             | 6.36%                   |
| Washington | 100617       | 102913 (649)    | 2296 (0)     | 13905           | 302             | 4.58%                   |
| Nevada     | 91601        | 95703 (891)     | 1744 (5)     | 31071           | 568             | 5.69%                   |

## VERY HIGH RISK (>5,000 cases)

| State          | Active Cases | Confirmed (New) | Deaths (New) | Cases/ 1M Pop. | Deaths/ 1M Pop | % Daily Change 7-Day Av |
|----------------|--------------|-----------------|--------------|----------------|----------------|-------------------------|
| Colorado       | 85330        | 95066 (1689)    | 2223 (5)     | 16512          | 386            | 10.29%                  |
| South Carolina | 80352        | 170678 (1337)   | 3802 (9)     | 33150          | 738            | 3.92%                   |
| Kentucky       | 77812        | 96942 (1462)    | 1407 (3)     | 21699          | 315            | 9.63%                   |
| Kansas         | 72342        | 75816 (278)     | 956 (0)      | 26754          | 335            | 7.32%                   |
| Michigan       | 53151        | 175612 (0)      | 7522 (0)     | 17584          | 753            | 8.26%                   |
| Connecticut    | 51675        | 66052 (0)       | 4577 (0)     | 18526          | 1284           | 4.88%                   |
| Indiana        | 44483        | 162607 (2153)   | 4130 (12)    | 24154          | 613            | 9.24%                   |
| Wisconsin      | 40574        | 198166 (3626)   | 1778 (8)     | 34035          | 305            | 16.14%                  |
| Pennsylvania   | 39821        | 198713 (1343)   | 8647 (11)    | 15525          | 683            | 6.02%                   |
| North Carolina | 37401        | 260099 (1807)   | 4157 (13)    | 24799          | 396            | 5.41%                   |
| Oregon         | 35578        | 42101 (362)     | 653 (0)      | 9982           | 155            | 6.10%                   |
| Ohio           | 34073        | 198115 (2309)   | 5206 (0)     | 16956          | 450            | 8.24%                   |
| Idaho          | 31011        | 59344 (650)     | 573 (1)      | 33208          | 321            | 10.54%                  |
| Utah           | 27165        | 104882 (1765)   | 572 (4)      | 32715          | 178            | 10.00%                  |

Data Source: Johns Hopkins University

*Note: This report is based on sources and information deemed to be true and reliable, but Dentons makes no representations to same.*

# US Risk Assessment

## VERY HIGH RISK (>5,000 cases)

| State         | Active Cases | Confirmed (New) | Deaths (New) | Cases / 1M Pop. | Deaths / 1M Pop | % Daily Change 7-Day Av |
|---------------|--------------|-----------------|--------------|-----------------|-----------------|-------------------------|
| Iowa          | 26864        | 116238 (1402)   | 1635 (1)     | 36716           | 518             | 7.66%                   |
| Tennessee     | 26389        | 247587 (3500)   | 3131 (31)    | 36254           | 458             | 7.61%                   |
| Rhode Island  | 26339        | 30118 (0)       | 1177 (0)     | 28430           | 1111            | 8.06%                   |
| Nebraska      | 21837        | 63797 (582)     | 596 (1)      | 32980           | 308             | 8.98%                   |
| New Mexico    | 20131        | 41863 (823)     | 967 (2)      | 19965           | 461             | 12.12%                  |
| Massachusetts | 17845        | 150565 (1077)   | 9864 (25)    | 21845           | 1431            | 4.59%                   |
| Oklahoma      | 15946        | 116736 (1051)   | 1249 (4)     | 29501           | 316             | 8.08%                   |
| Mississippi   | 14158        | 115088 (0)      | 3255 (0)     | 38670           | 1094            | 4.42%                   |
| Minnesota     | 12915        | 133802 (1680)   | 2402 (21)    | 23725           | 426             | 8.21%                   |
| South Dakota  | 10745        | 39203 (1062)    | 375 (9)      | 44314           | 424             | 15.14%                  |
| Delaware      | 10637        | 23961 (114)     | 681 (1)      | 24607           | 699             | 3.62%                   |
| Arkansas      | 9775         | 106115 (797)    | 1812 (15)    | 35163           | 600             | 6.64%                   |
| Montana       | 9751         | 27880 (738)     | 297 (3)      | 26086           | 278             | 18.15%                  |
| Louisiana     | 8723         | 179842 (972)    | 5837 (17)    | 38686           | 1256            | 2.26%                   |
| North Dakota  | 6506         | 37719 (845)     | 456 (8)      | 49496           | 598             | 15.22%                  |
| Alaska**      | 5994         | 13008 (523)     | 68 (0)       | 17787           | 93              | 15.59%                  |

## HIGH RISK (1,000-5,000 cases)

| State                | Active Cases | Confirmed (New) | Deaths (New) | Cases/ 1M Pop. | Deaths/ 1M Pop | % Daily Change 7-Day Av |
|----------------------|--------------|-----------------|--------------|----------------|----------------|-------------------------|
| West Virginia        | 4828         | 21907 (191)     | 425 (1)      | 12223          | 236            | 8.34%                   |
| Wyoming              | 3448         | 11041 (236)     | 68 (0)       | 19077          | 117            | 18.26%                  |
| Hawaii               | 3114         | 14672 (119)     | 212 (0)      | 10363          | 150            | 4.37%                   |
| District of Columbia | 3021         | 16767 (61)      | 642 (0)      | 23758          | 910            | 2.37%                   |
| New Hampshire**      | 1032         | 10328 (90)      | 473 (0)      | 7596           | 348            | 6.81%                   |

Data Source: Johns Hopkins University

\*\* Indicates moved up a risk category

*Note: This report is based on sources and information deemed to be true and reliable, but Dentons makes no representations to same.*

# Contacts

---

*This summary is based on reports sourced from among the 75 countries in which Dentons currently serves clients as well as from firms in other locations, some of which will formally join Dentons later in 2020. We are pleased to share this complimentary summary and contemporaneous assessment, with the caveat that developments are changing rapidly. This is not legal advice, and you should not act or refrain from acting based solely on its contents. We urge you to consult with counsel regarding your particular circumstances.*

*To read additional analysis, visit the [Dentons Flashpoint portal](#) for insights into geopolitics and governance; industry and markets; cyber and security; science, health and culture; and economic and regulatory issues.*

## Karl Hopkins

Partner and Global Chief Security Officer  
Dentons  
Washington, DC

D +1 202 408 9225  
[karl.hopkins@dentons.com](mailto:karl.hopkins@dentons.com)

## Melissa Mahle

Senior Analyst  
Dentons  
Washington, DC

D +1 202 408 6383  
[melissa.mahle@dentons.com](mailto:melissa.mahle@dentons.com)