

# Dentons Flashpoint

## Daily Global Situation Report

October 29, 2020

# Global Situation Update: October 29, 2020

---

## KEY TAKEAWAYS

France and Germany announced new month-long national lockdowns; new daily COVID-19 cases break global record.

The S&P 500 saw its worst day in 4 months as COVID-19 concerns surge.

Ethiopia, Egypt and Sudan resumed talks on the Blue Nile dam.

*Note: This report is based on sources and information deemed to be true and reliable, but Dentons makes no representations to same.*

# Global

---

**Overnight, confirmed coronavirus cases rose to 44,816,606 in 215 countries and territories (the Marshall Islands reported first cases), with 1,179,992 deaths.**

- Reported new cases set a **daily global record** on Wednesday, 574,474.
- A **coronavirus variant** that originated in Spanish farm workers has spread rapidly through much of Europe since the summer, and now accounts for the majority of new Covid-19 cases in several countries — and more than 80 percent in the UK. People returning from holiday in Spain played a key role in transmitting the virus across Europe.
- A group of **WTO** ambassadors has proposed that Nigeria's candidate for director general be elected, but the US has reportedly refused to endorse her.
- Hummingbird Bioscience received approval from Singaporean health authorities to start **clinical trials** for a COVID-19 antibody treatment.

*Note: This report is based on sources and information deemed to be true and reliable, but Dentons makes no representations to same.*

# Markets

---

**Big European oil and gas companies have shed more than €360bn in market value this year while renewable energy stocks and technology companies focused on cleaner fuels have surged.**

- **European markets** started Thursday on a firmer footing after concerns about the second wave of the pandemic sent global markets tumbling by the most since June in the previous session.
- **Shares in the Asia-Pacific** region fell after the Wall Street slide.
- **US stocks** dropped sharply Wednesday as COVID-19 cases soared in Europe and the US; the S&P closed down 3.5 percent, its biggest one-day loss since June 11.
- **Crude stocks** rose by 4.3m barrels last week, exceeding expectations more than twice over and putting pressure on oil prices.
- The possibility of new lockdowns dragged down **raw materials** prices Wednesday.

*Note: This report is based on sources and information deemed to be true and reliable, but Dentons makes no representations to same.*

# Business

---

## ACI Europe warned that nearly 200 European airports face insolvency in coming months unless there is passenger rebound before the end of the year.

- **Boeing** will cut an additional 7,000 jobs by the end of the year.
- The US government will pay **Eli Lilly** \$375mn to provide just under 1mn doses of its experimental antibody treatment. **Gilead's** Q3 revenue rose 17 percent on sales of **remdesivir**, which have totaled almost \$900m. GlaxoSmithKline said overall vaccinations have returned to pre-pandemic levels.
- Shares of **Pinterest** rose 15 percent after the company beat Q3 sales estimates.
- Analysis from **Adobe** predicts US consumers will spend a record \$189bn in online holiday purchases.
- 150-year-old Peking duck brand **Quanjude** reported net Q3 losses of \$8m.
- **Mastercard** saw spending volume rise 1 percent in Q3 y/y, driven by a 4 percent rise in US spending.
- Taiwanese contract chipmaker United Microelectronics Corporation pleaded guilty to a US criminal charge of stealing trade secrets and was fined \$60m, the second-largest penalty for such cases; the chipmaker agreed to co-operate in case against China's **Fujian Jinhua** as part of the plea deal.
- **Telefónica** has written down nearly €800m in the value of its Argentinian operation, which pushed it to a loss in 3Q.
- **Lloyds Banking Group** has become the latest in a wave of lenders to strike an optimistic tone after returning to profit in 3Q. **Credit Suisse** said it would renew dividend payments and begin a buyback program in the coming months.
- A leaked internal document shows that **Google** is planning an aggressive campaign against EU lawmakers aimed at weakening support for new rules curbing big tech's power.
- **EBay** beat its quarterly profit estimates and raised its Q4 targets.

*Note: This report is based on sources and information deemed to be true and reliable, but Dentons makes no representations to same.*

# Africa

---

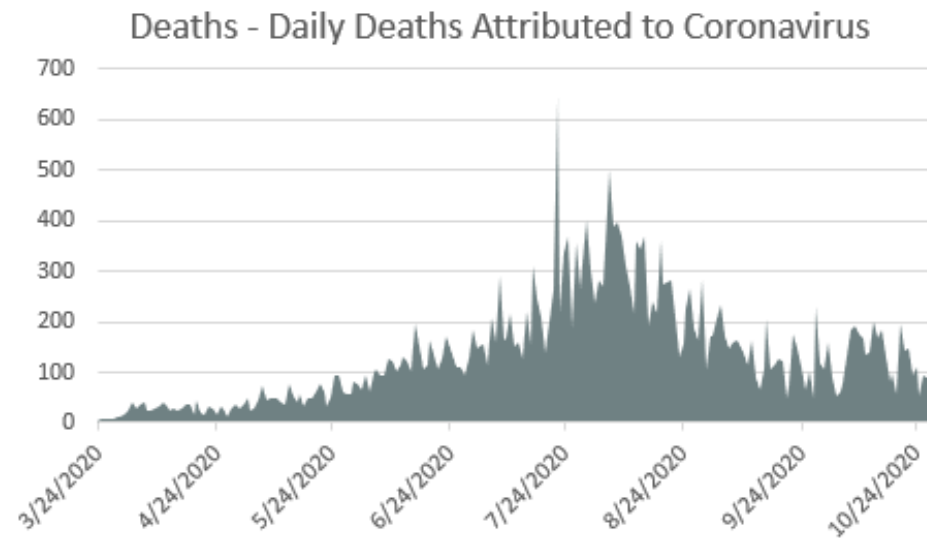
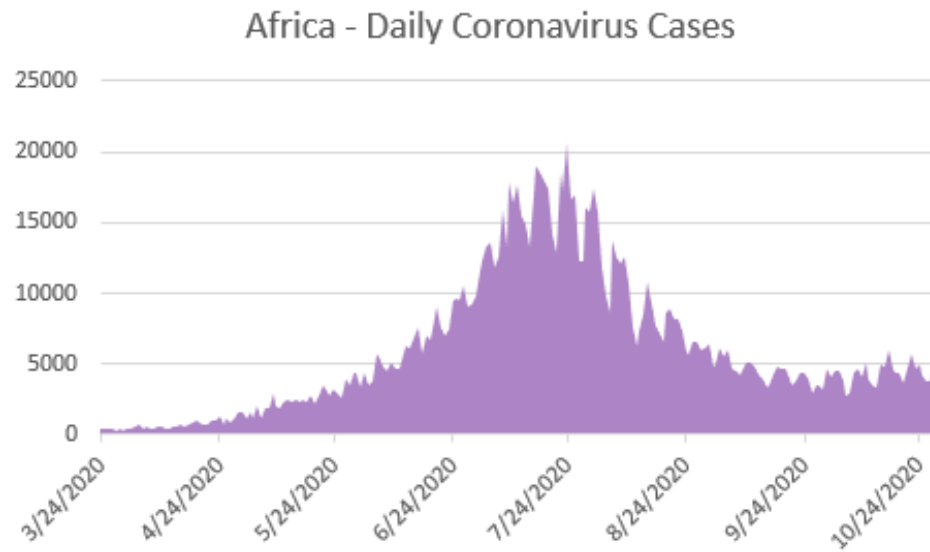
- **Ivory Coast** opposition politicians called on voters to abandon plans to boycott the October 31 election. The boycott was planned after dozens of opposition politicians were barred from competing in the election.
- The **Nigerian** armed forces are reportedly planning a mass deployment of troops to quell the ongoing #EndSARS protests in the country.
- **Ethiopia, Egypt and Sudan** resumed discussions on the controversial Grand Ethiopian Renaissance Dam after a one-month hiatus.
- International human rights groups called for a ceasefire in **Cameroon** after militants stormed a school over the weekend, killing 7.
- **South Africa** approved a bailout of nearly \$650m for its grounded flagship airline, South African Airways.
- **Algeria's** president was transferred to a German hospital for specialized treatment.
- **Angola** surpassed 10,000 virus cases.



*Note: This report is based on sources and information deemed to be true and reliable, but Dentons makes no representations to same.*

# Africa

Africa has been a regional success case in combatting the spread of coronavirus, beating the dire predictions that the region would suffer from large infection rates. Current levels of new cases have stabilized to around 5000 a day and deaths well below 200. Most African countries have lifted restrictions, and daily life is returning to some semblance of normality, although economies across the region are seeing sharp declines. The IMF forecasts that economic activity in sub-Saharan Africa in 2020 will contract by 3.0 percent, the worst outcome on record.

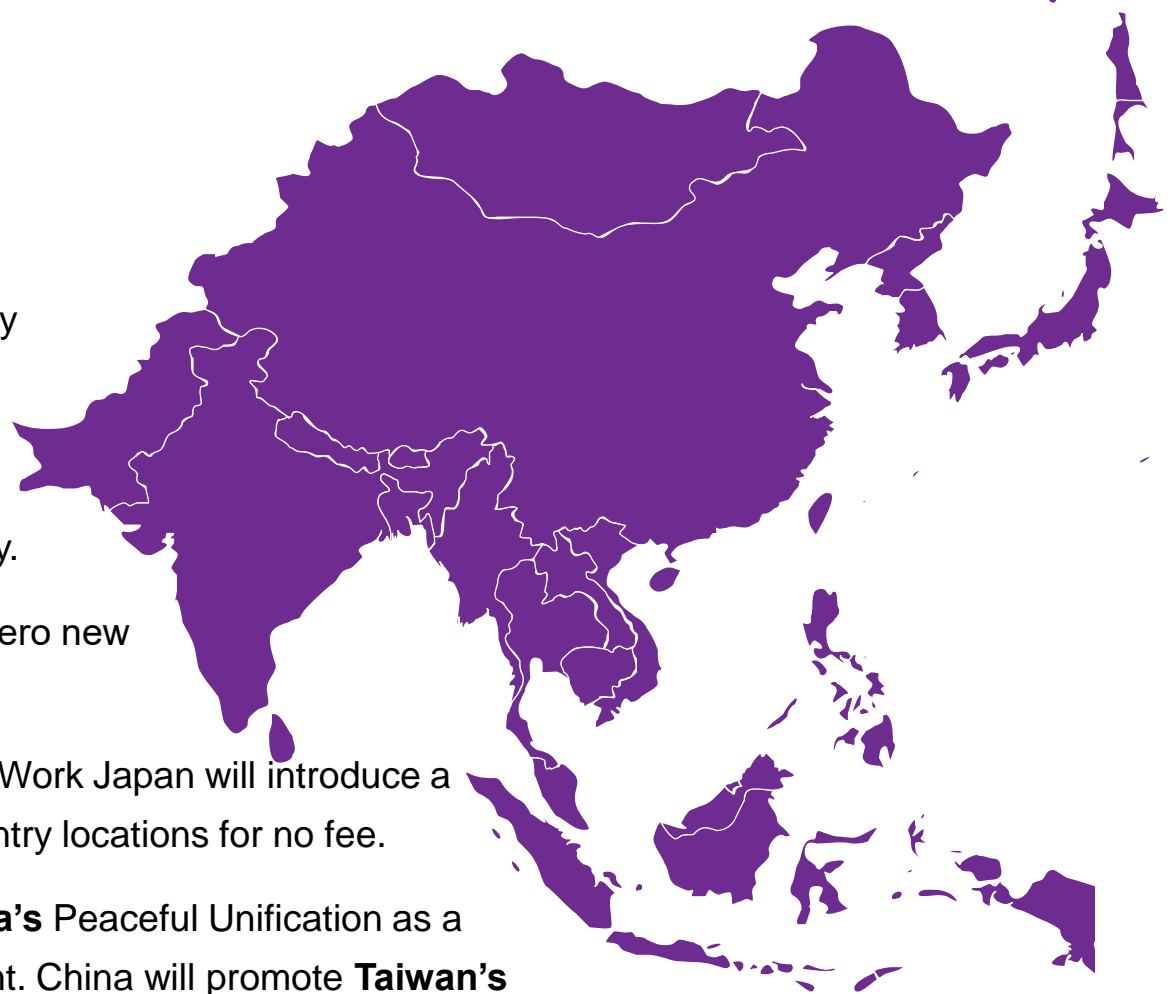


Data Source: Johns Hopkins University

*Note: This report is based on sources and information deemed to be true and reliable, but Dentons makes no representations to same.*

# Asia

- The pandemic is weighing on **Asia's** pension systems, as a new study highlights concerns over falling contributions.
- **Singapore** will ease restrictions on migrant workers from October 31.
- **Laos** will fast-track entry to travelers from **China** starting from Sunday.
- **Australia** lifted Melbourne's lockdown after 111 days after reporting zero new cases for two days.
- The Bank of **Japan** is set to maintain its stimulus program today. WeWork Japan will introduce a monthly membership plan in December allowing access to all 36 country locations for no fee.
- The **US** designated a US branch of the National Association for **China's** Peaceful Unification as a foreign mission, stating that it is controlled by the Chinese government. China will promote **Taiwan's** reunification with the mainland and peaceful cross-straits development, according to a meeting of the leadership of China's ruling Communist Party. The US charged 8 people for alleged involvement in a Chinese scheme to pressure a dissenter to return to China called "*Operation Fox Hunt*."
- **India** reported a milestone of 8 million coronavirus infections; **Indonesia** surpassed 400,000.

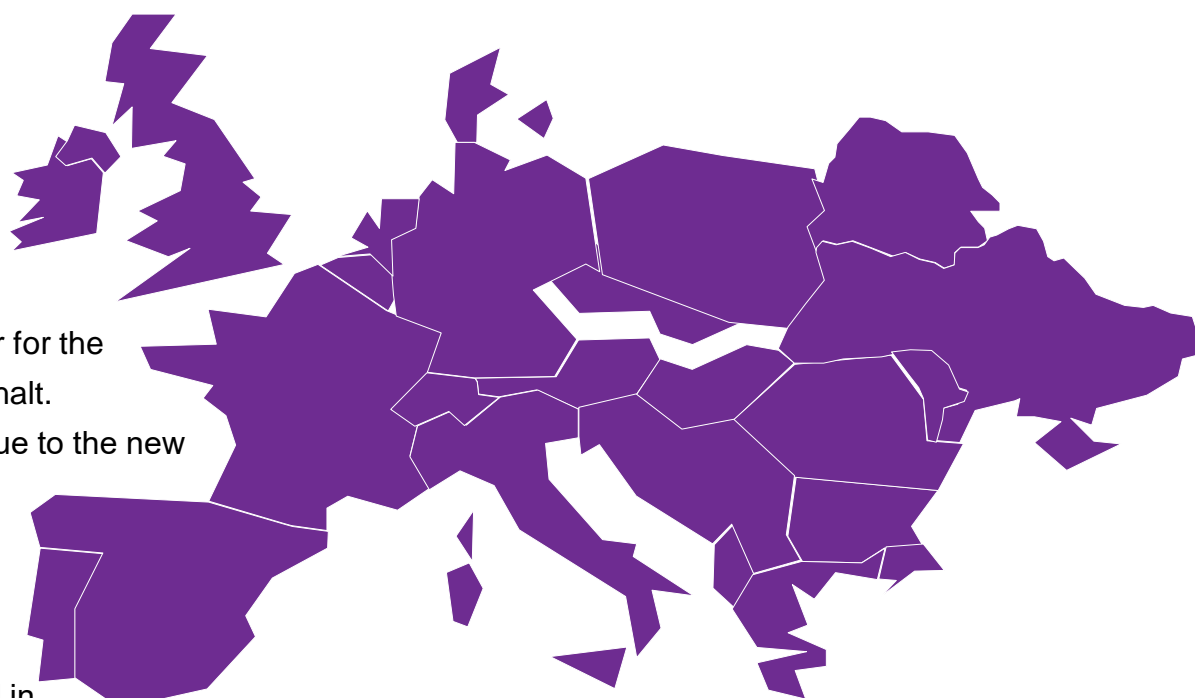


*Note: This report is based on sources and information deemed to be true and reliable, but Dentons makes no representations to same.*



# Europe

- **Eurozone** confidence in the dominant services sector weakened in October for the first time since the spring, bringing the recovery in business sentiment to a halt. **Germany** decided on a new €10bn stimulus deal for firms forced to close due to the new lockdown measures.
- **Azeri and Armenian** officials accused each other of killing civilians during shelling of the **Nagorno-Karabakh** region amid continued escalation.
- **Turkey** summoned the French chargé d'affaires over caricatures published in Charlie Hebdo; coronavirus deaths in Turkey passed 10,000.
- **Ukraine's** constitutional court ruled that basic powers of one of the country's top corruption bodies are illegal in a blow to western-backed anti-corruption efforts.
- In a suspected terrorist attack, a man with a knife killed three people in a church in the southern **French** city of Nice.
- **Belarusian** leader Alexander Lukashenko replaced his interior minister and named three security hawks to new roles on Thursday to tighten his grip on the country after nearly 12 weeks of mass protests.
- Total coronavirus infections surpassed 10 million in **Europe**. **France and Germany** announced new national lockdowns, each to last one month. In both, bars, restaurants, and other indoor businesses will close but schools may remain open. **Switzerland** agreed to limited new restrictions, including requiring masks outdoors, but ruled out a harsher lockdown. **Italy** reported a new record daily case rise of 24,991.

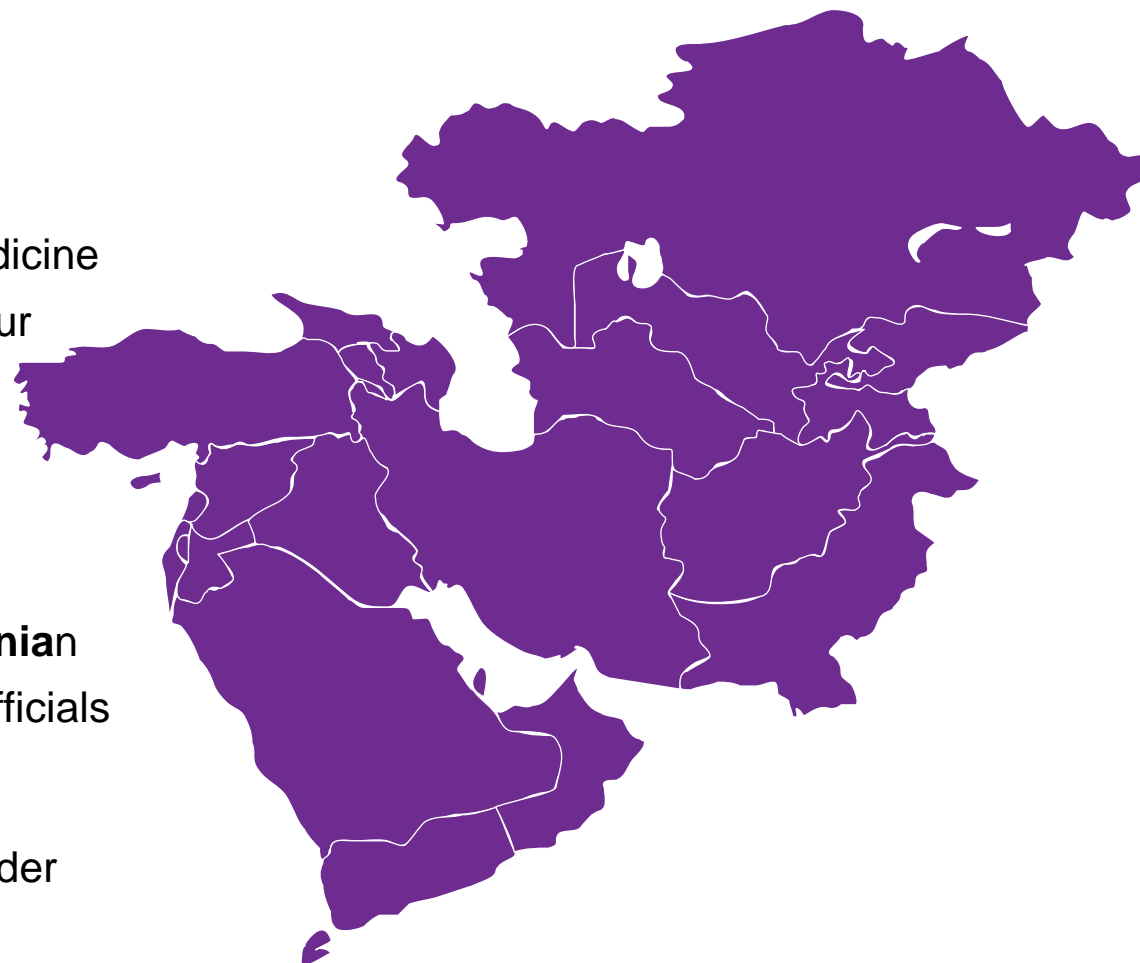


*Note: This report is based on sources and information deemed to be true and reliable, but Dentons makes no representations to same.*

# Middle East

---

- A new study by the London School of Hygiene & Tropical Medicine estimates that the coronavirus death toll in **Yemen** may be four times higher than the 599 than has been reported.
- The Saudi-led coalition announced that it had destroyed two **Yemeni** drones en route to **Saudi Arabia**.
- New satellite imagery shows construction underway at an **Iranian** nuclear site. The site was damaged by July fire that Iranian officials have called sabotage.
- The second round of **Israel-Lebanon** talks on a maritime border began.
- In **Lebanon**, 700 victims of the August explosion in Beirut have levied criminal charges against the federal government.
- **Israel** surpassed 300,000 virus infections.



*Note: This report is based on sources and information deemed to be true and reliable, but Dentons makes no representations to same.*

# Americas

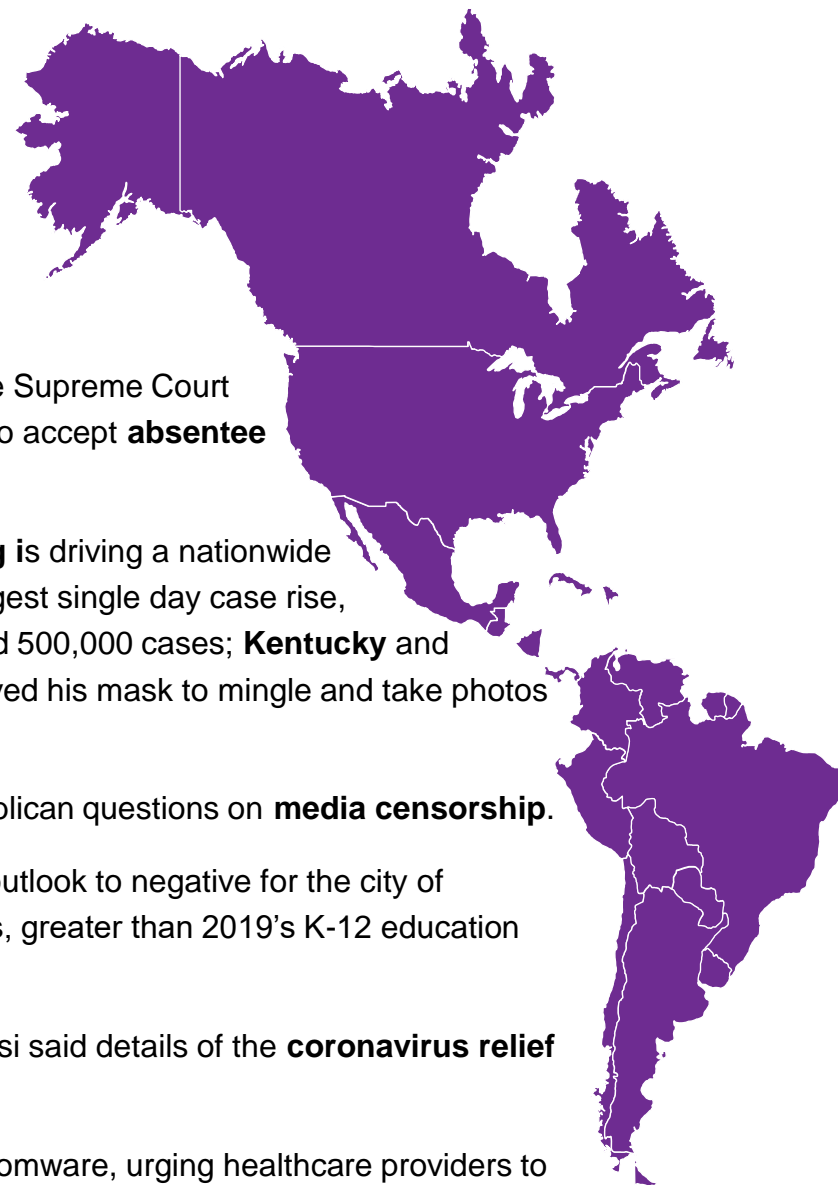
---

- **Venezuelan** President Maduro said that the country's Amuay refinery was hit by a terrorist attack.
- **Mexico's** state oil Pemex swung to a net profit in Q3 as production rebounded to near 1.7m bpd in September.
- **Canada's** central bank lowered its 2021 economic growth forecast to 4.2 percent GDP growth from July's 5.1 percent as the pandemic's effects persist.
- **Argentina** reported a grim milestone of 30,000 coronavirus deaths.



*Note: This report is based on sources and information deemed to be true and reliable, but Dentons makes no representations to same.*

# Americas: US



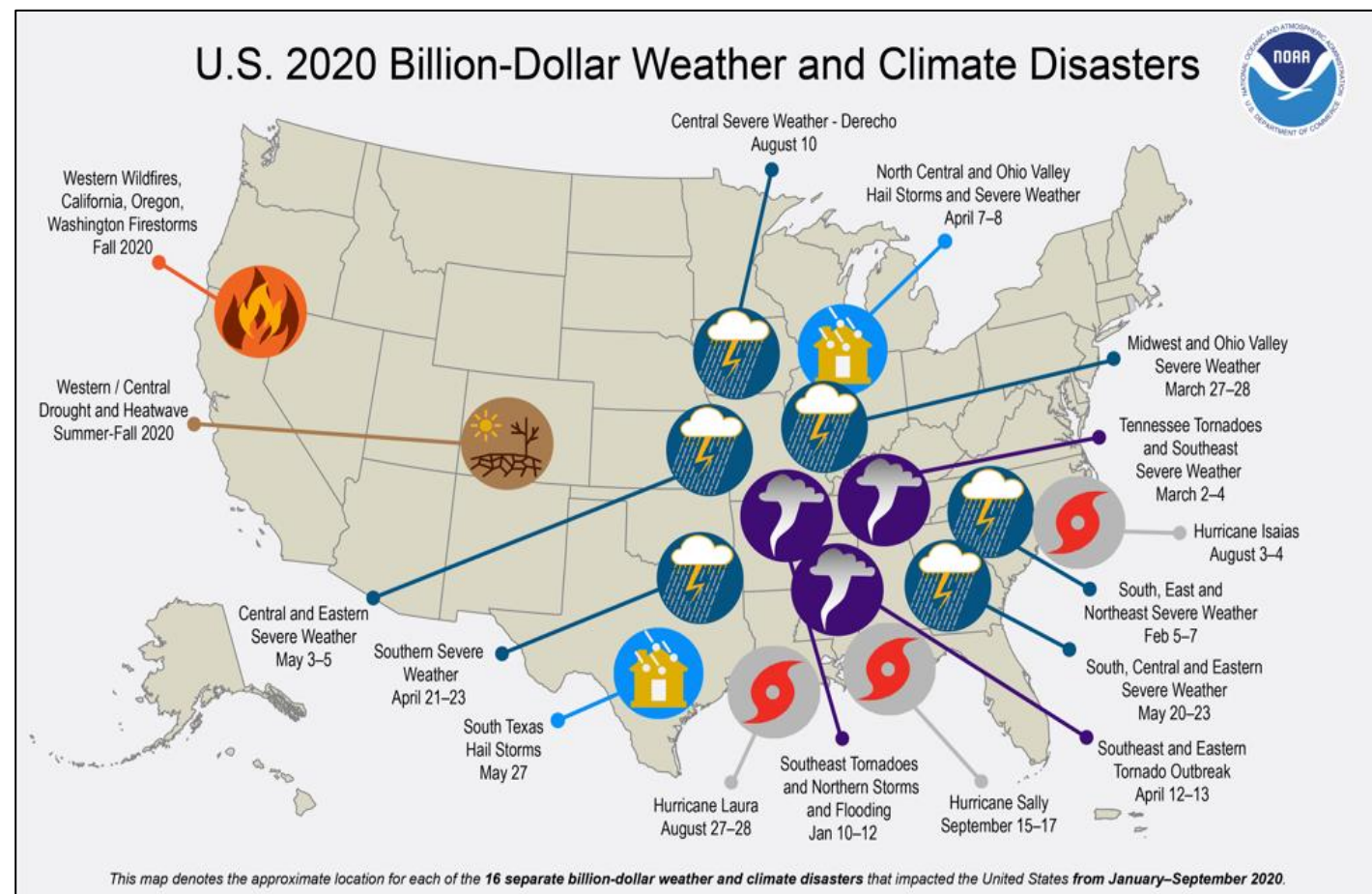
- **Hurricane Zeta** made landfall in Louisiana as a Category 2 storm.
- **Polls** show President Trump losing support in swing states experiencing surging COVID-19 cases. The Supreme Court refused to expedite a Republican challenge to a Pennsylvania court order which extends the deadline to accept **absentee ballots** mailed by election day.
- The White House testing czar contradicted President Trump's oft-repeated claim that increased **testing** is driving a nationwide case spike, arguing on NBC that **hospitalizations** are also increasing. **Illinois** reported its second biggest single day case rise, with other nearby **Midwest states** also reporting near-record daily case numbers. **New York** surpassed 500,000 cases; **Kentucky** and **Colorado** surpassed 100,000. The LA Dodgers won the **World Series**; a COVID-positive player removed his mask to mingle and take photos after the team's victory. The **Boston Marathon** was again delayed, this time to fall 2021 at the earliest.
- The CEOs of Twitter, Facebook, and Google testified before Congress in a tense hearing, facing Republican questions on **media censorship**.
- Public transit service cuts could cost the New York area 45,000 **jobs** by 2022. Fitch **downgraded** its outlook to negative for the city of Chicago, citing concerns about pandemic fallout. States face a **budget shortfall** of hundreds of billions, greater than 2019's K-12 education budget for every state combined.
- The US goods **trade deficit** shrank in September but remains near record levels. House Speaker Pelosi said details of the **coronavirus relief plan** could change after the election absent any formal agreement.
- US federal agencies warned that there has been a rise in **cybercriminals** targeting hospitals with ransomware, urging healthcare providers to strengthen their cyber protection measures.

*Note: This report is based on sources and information deemed to be true and reliable, but Dentons makes no representations to same.*

# Extreme Weather Events in the United States

By Briana Boland

With Hurricane Zeta bearing down on Louisiana's coast and continued wildfires triggering evacuation orders for over 90,000 people in southern California, just this past week alone has shown the impact of extreme weather events across the United States in 2020. Weather and climate disasters are no exception to this record-breaking year on many crisis fronts. According to National Oceanic and Atmospheric Administration (NOAA) research, the first nine months of 2020 in the US have seen 16 weather or climate related disasters with losses exceeding \$1 billion each, tying the record of 16 events that occurred in 2011 and 2017. The most attention-grabbing of these disasters include wildfires raging across the American West and an Atlantic hurricane season that has already yielded a record-tying 27 named storms.



*Note: This report is based on sources and information deemed to be true and reliable, but Dentons makes no representations to same.*

# Extreme Weather Events in the United States

## California Wildfires: Another Record-Breaking Year

Wildfires in California have now burned over 4 million acres, leaving a collective burn scar larger than the state of Connecticut, and the largest wildfire season in state history is ongoing! Just this week, two wildfires in Southern California grew to threaten thousands of homes as strong winds and dry conditions created what the National Weather Service called “*the most dangerous fire weather conditions*” of the year. Warmer, drier conditions have helped enormous fires burn huge areas, as California recorded some of its hottest periods on record. These dangerous climate conditions, combined with a legacy of problematic forest management, create a situation that amplifies fire behavior and size, allowing them to grow easily while challenging

containment. As climate models show a continued trajectory of rising temperatures, wildfires in California will continue to pose an acute risk to people and the environment.

Even far beyond the perimeters of California’s massive fires, the impact of wildfire smoke can be seen and felt. This year these respiratory effects are particularly concerning given their intersection with the coronavirus pandemic; according to the CDC, wildfire smoke can make people more prone to lung infections, including SARS-CoV-2. Moreover, some symptoms of smoke exposure overlap with symptoms of COVID-19, like dry cough, sore throat, and difficulty breathing, adding a layer of complication to identifying the disease.

Year	Acres Burned	Number of Incidents	Confirmed Fatalities	Structures Damaged
2020 (to date)	4,149,345	8,834	31	10,488
2019	259,823	7,860	3	732
2018	1,975,086	7,948	100	24,226
2017	1,548,429	9,270	47	10,280
2016	669,534	6,954	6	1,274
Compiled from the California Department of Forestry and Fire Protection’s annual “Incidents Overview”				

*Note: This report is based on sources and information deemed to be true and reliable, but Dentons makes no representations to same.*



# Extreme Weather Events in the United States

---

## **Colorado Wildfires: An Extended Fire Season**

Although the enormous blazes in California have received more national attention, Colorado has also witnessed a record-breaking year for wildfires. Almost 700,000 acres have burned in the state in 2020. Moreover, a third of that acreage was burned in October, well after what has in the past been considered Colorado's normal fire season.

The 2020 Colorado fire season stands out in particular for the enormity of certain blazes, as the three largest fires in state history far surpassed previous records of fire size. The past four months have seemed like a grim contest for largest wildfires in state history. The Pine Gulch fire, started by a lightning strike in late July, burned 139,007 acres to become the state's largest recorded wildfire by the time it was contained in September. That record was quickly broken as the Cameron Peak fire, burning since mid-August, swelled to burn over 208,000 acres, destroying 442 structures and still only 64 percent contained. The East Troublesome fire, which began just weeks ago on October 14, has already grown to almost 200,000 acres, claiming the record of second-largest wildfire in state history and alarming residents of the nearby front range metro area. The September Mullen Fire failed to register in state records only

because it was split across the border with Wyoming, and though a total of over 175,000 acres burned, only about 20,000 were in Colorado.

A snowstorm in Colorado last weekend has helped wildfire containment efforts, and while fire incident commanders have warned that the snow is not necessarily a season-ending event, it has boosted hopes that more late-season fires may be avoided. However, the timing of this year's fires has been notable, burning enormous areas well after what is normally considered the end of fire season. Without the historically expected amount of October precipitation, dry and unseasonable warm weather led to a disastrous autumn. Scientists have warned that as climate change drives the kind of seasonal change seen this year, 2020 will not be the last year to see longer, more dangerous fire seasons.

## **Hurricanes, Heat and Future Risk**

The United States is enduring an unusual year not only for wildfires, but for hurricanes and tropical storms as well. While 2020 has not surpassed records in the area of producing the strongest and most destructive storms, this year has seen an extremely active season with an unprecedented rate of storm formation.

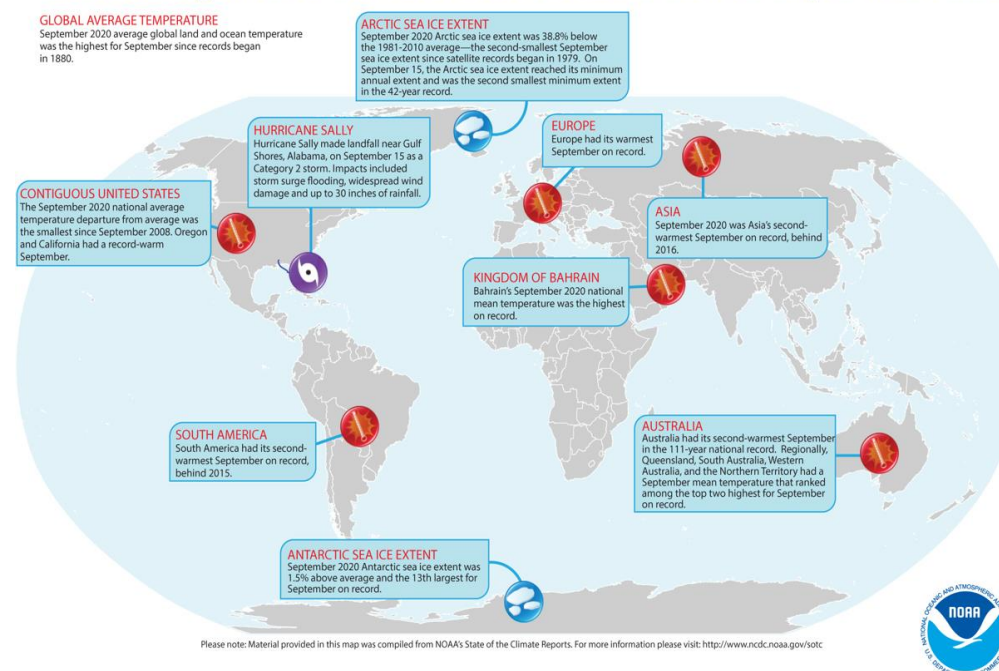
*Note: This report is based on sources and information deemed to be true and reliable, but Dentons makes no representations to same.*

# Extreme Weather Events in the United States

The latest hurricane's unusual name, Zeta, is a testament to the high number of storms this year. Having run through the alphabetical list of 21 Atlantic tropical storm names (the last was Wilfred), 2020 storms followed World Meteorological Organization protocol, naming storms by the Greek alphabet (Alpha, Beta, Gamma, Delta, and so on). 2020 is only the second year that the Greek alphabet has been used to name storms. The first year was 2005, when the final named storm of the season was Zeta. If another named storm were to form, it will break storm name records. The Atlantic hurricane season runs through November 30, although historically the bulk of hurricanes and tropical storms have occurred between August and October.

Each of the dangerous climate events in 2020 has important local impact, endangering people and destroying property. When put together into a wider picture, the events of 2020 are a sobering demonstration of the risks that climate and weather events pose – risks that climate scientists warn may only grow. Beyond the US, 2020 has also been an extreme year, registering the hottest Northern Hemisphere summer on record and the hottest global September. Although 2020 and the coronavirus pandemic have already provided governments, businesses, and everyone else with plenty of risks with which to reckon, the responses to the year's unprecedented challenges have also shown one clear lesson - crises are easier to avert when early action is taken.

## Selected Significant Climate Anomalies and Events: September 2020



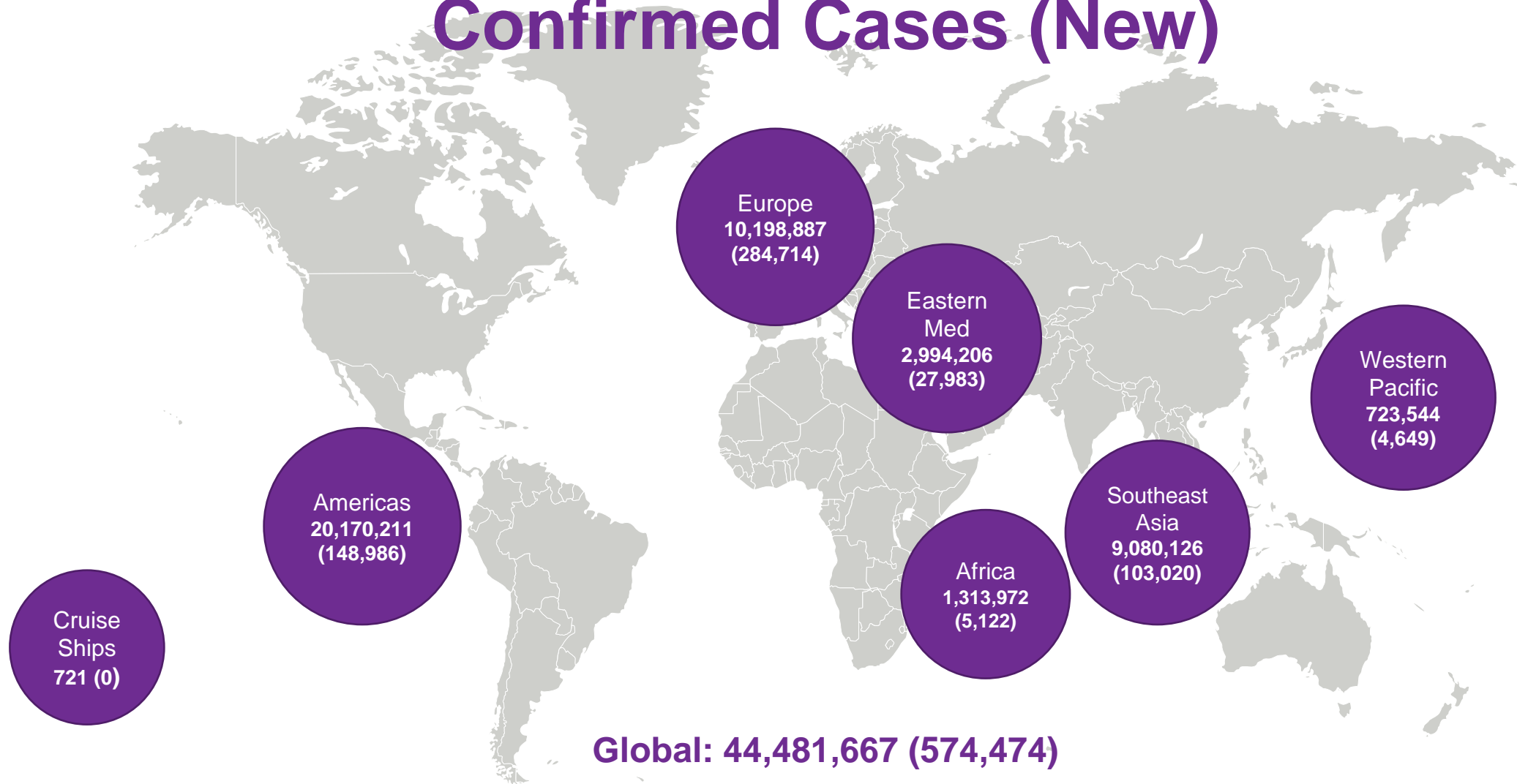
*Note: This report is based on sources and information deemed to be true and reliable, but Dentons makes no representations to same.*



# Coronavirus Condition Updates

As of 2100 hours US EDT on October 28

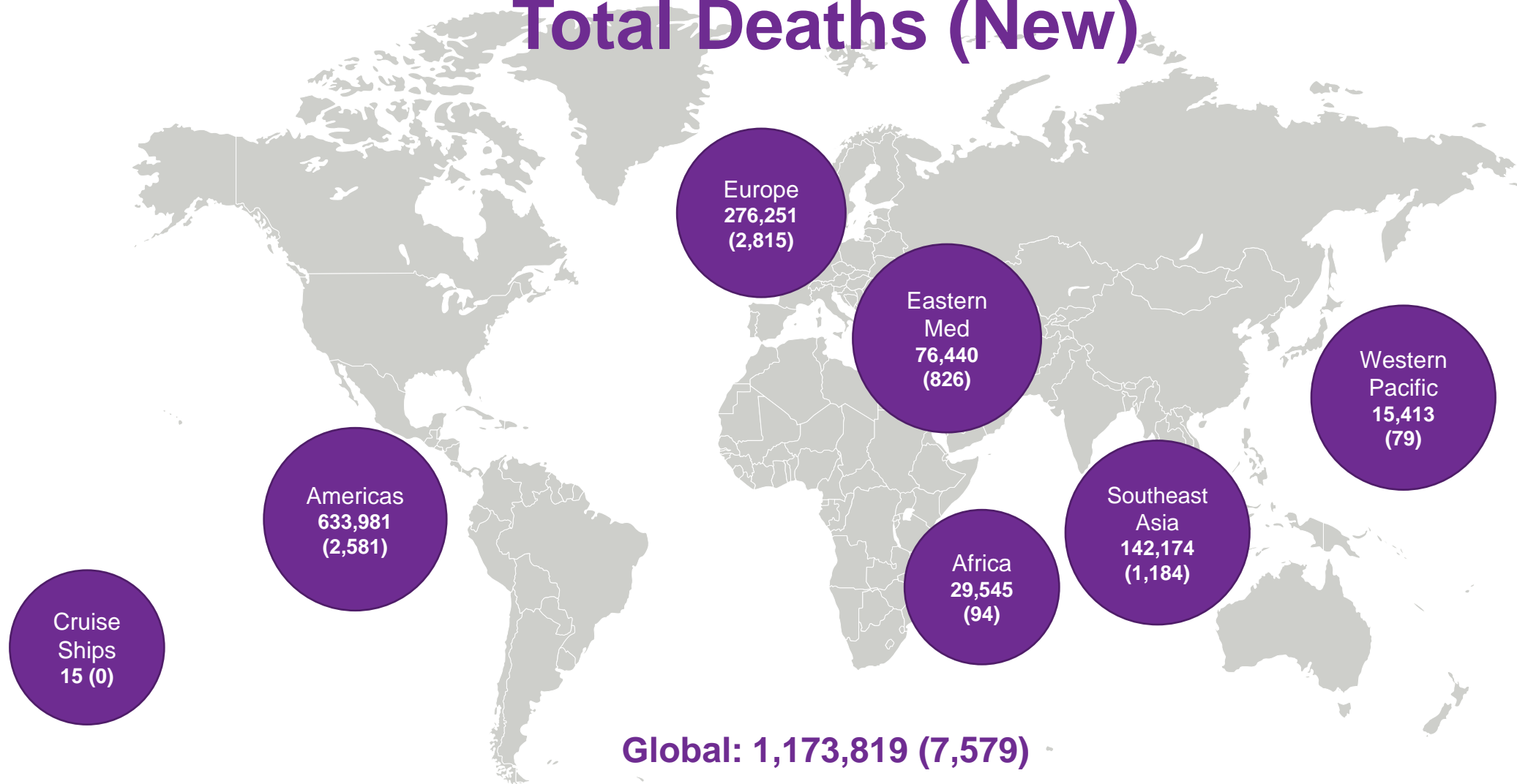
# Confirmed Cases (New)



Reflects data as of 2100 hours the evening before the date of the situation report.  
Data Source: Johns Hopkins University

*Note: This report is based on sources and information deemed to be true and reliable, but Dentons makes no representations to same.*

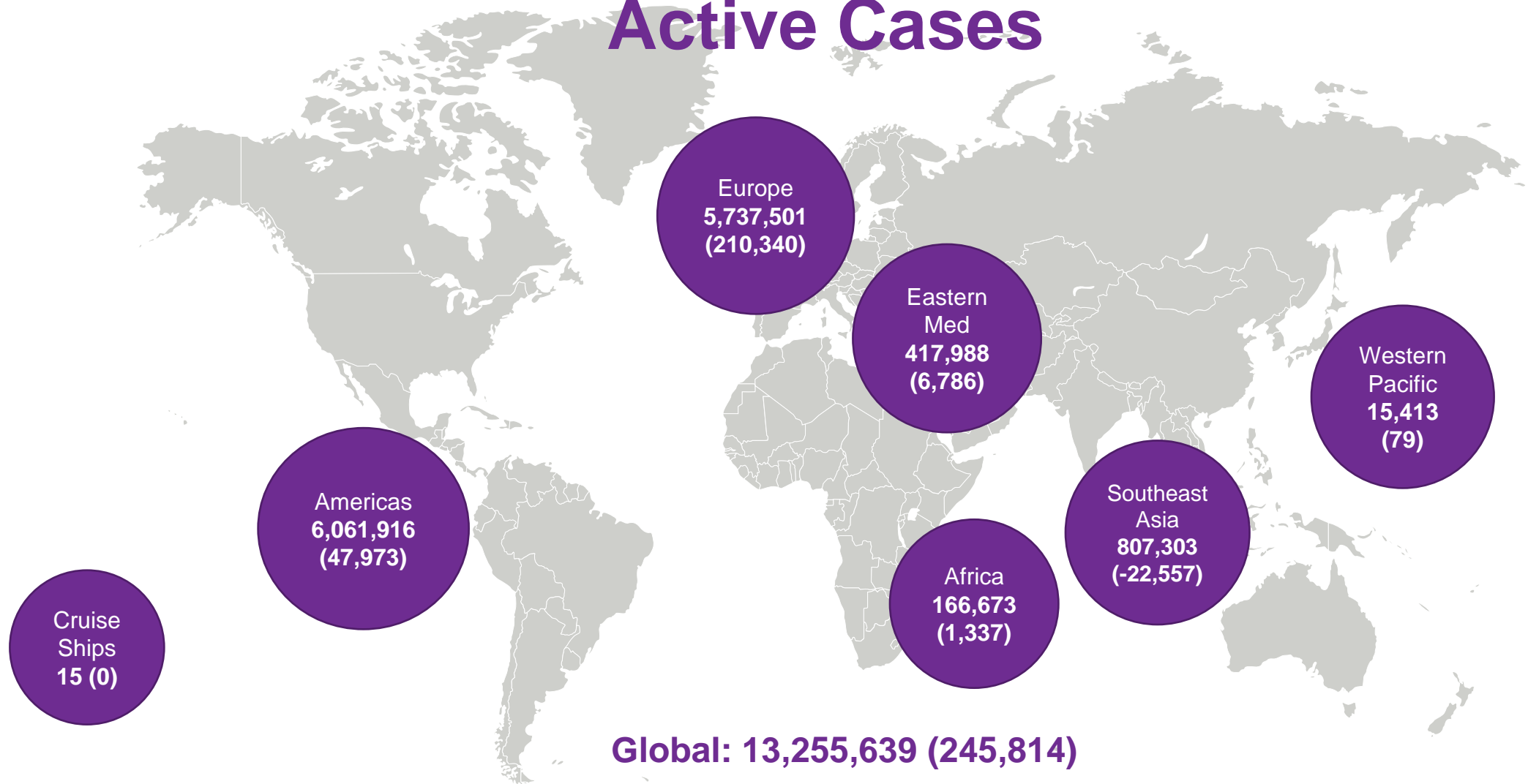
# Total Deaths (New)



Reflects data as of 2100 hours the evening before the date of the situation report.  
Data Source: Johns Hopkins University

*Note: This report is based on sources and information deemed to be true and reliable, but Dentons makes no representations to same.*

# Active Cases



Reflects data as of 2100 hours the evening before the date of the situation report.  
Data Source: Johns Hopkins University

*Note: This report is based on sources and information deemed to be true and reliable, but Dentons makes no representations to same.*

# Country Risk Assessment

## VERY HIGH RISK (>5,000 cases)

Country	Active Cases	Confirmed (New)	Deaths (New)	Cases / 1M Pop.	Deaths / 1M Pop	% Daily Change 7-Day Av
US	5073981	8786915 (78841)	226773 (988)	27502	703	5.86%
France	1111321	1240862 (34848)	35493 (225)	18909	548	22.20%
Spain	950661	1136503 (19765)	35466 (168)	25549	758	11.54%
UK	896802	944142 (24714)	45747 (310)	13856	672	16.22%
India	603687	8040203 (93774)	120527 (1025)	5807	87	4.14%
Brazil	362037	5468270 (28629)	158456 (510)	25673	744	3.10%
Russia	361361	1553028 (15886)	26752 (343)	10715	185	7.39%
Belgium	333198	368337 (34619)	11170 (271)	29923	951	31.21%
Netherlands	312789	319991 (8102)	7202 (60)	18661	420	20.89%
Italy	276457	589766 (24988)	37905 (205)	9759	627	23.76%
Ukraine	212057	374023 (7790)	6938 (168)	8319	155	13.12%
Czechia	174965	297013 (12980)	2675 (128)	27718	250	29.66%
Poland	170696	299049 (18820)	4849 (234)	7904	128	32.26%
Argentina	169315	1130533 (13924)	30071 (341)	24940	663	8.24%

Data Source: Johns Hopkins University

## VERY HIGH RISK (>5,000 cases)

Country	Active Cases	Confirmed (New)	Deaths (New)	Cases/ 1M Pop.	Deaths/ 1M Pop	% Daily Change 7-Day Av
Germany	139949	486972 (23553)	10259 (138)	5718	124	18.29%
Sweden	111986	117913 (2128)	5927 (9)	11652	586	8.95%
Iran	87017	588648 (6824)	33714 (415)	6979	400	7.37%
Bangladesh	77485	403079 (1493)	5861 (23)	2440	35	2.47%
Colombia	69497	1041936 (8718)	30565 (0)	20406	602	5.78%
Switzerland	68400	135658 (8616)	2158 (11)	15637	250	32.36%
Iraq	62171	463951 (4043)	10770 (46)	11452	266	5.54%
Indonesia	61078	400483 (4029)	13612 (100)	1459	50	6.84%
Romania	56023	222559 (5343)	6681 (107)	11595	348	14.13%
Jordan	53734	61942 (3087)	700 (32)	6051	68	29.58%
Honduras	53421	95199 (576)	2652 (13)	9505	265	4.33%
Portugal	51996	128392 (3960)	2395 (24)	12604	235	17.23%
South Africa	51949	719714 (1863)	19111 (58)	12086	321	1.58%
Mexico	51426	906863 (5595)	90309 (495)	6966	694	4.33%

*Note: This report is based on sources and information deemed to be true and reliable, but Dentons makes no representations to same.*

# Country Risk Assessment

## VERY HIGH RISK (>5,000 cases)

Country	Active Cases	Confirmed (New)	Deaths (New)	Cases / 1M Pop.	Deaths / 1M Pop	% Daily Change7-Day Av
Tunisia	48093	54278 (1879)	1153 (170)	4577	97	15.45%
Hungary	47257	65933 (2291)	1578 (43)	6831	163	23.89%
Ethiopia	43483	94820 (602)	1451 (6)	818	13	3.90%
Peru	41552	892497 (1923)	34257 (60)	27020	1036	2.06%
Serbia	41405	42208 (1328)	803 (5)	4837	92	12.05%
Costa Rica	40217	106553 (1231)	1340 (11)	20855	262	6.69%
Nepal	39643	162354 (1954)	887 (11)	5540	30	10.77%
Turkey	39305	368513 (2305)	10027 (77)	4354	118	4.09%
Philippines	38955	375180 (2036)	7114 (61)	3409	65	3.45%
Lebanon	37456	75845 (1850)	602 (12)	11129	88	13.54%
Slovakia	36960	48943 (2887)	184 (8)	8963	34	31.34%
Puerto Rico	34753	63587 (90)	813 (5)	18774	240	7.48%
Ireland	34174	59434 (667)	1896 (6)	11993	383	10.12%
Morocco	32621	207718 (3985)	3506 (61)	5606	95	12.10%

## VERY HIGH RISK (>5,000 cases)

Country	Active Cases	Confirmed (New)	Deaths (New)	Cases/ 1M Pop	Deaths/ 1M Pop	% Daily Change7-Day Av
Greece	32349	34299 (1547)	603 (10)	3296	58	20.31%
Armenia	28900	82651 (2241)	1243 (21)	27875	419	17.09%
Austria	26785	89496 (3394)	1027 (22)	9918	114	22.44%
Canada	26559	228366 (2663)	10084 (32)	5960	265	8.46%
Bulgaria	25105	45461 (2760)	1197 (36)	6559	173	26.67%
Libya	25089	58874 (899)	823 (11)	8531	119	12.31%
Bolivia	22324	141321 (197)	8694 (22)	12037	740	0.77%
Panama	21193	131247 (825)	2663 (13)	30264	614	3.67%
Dominican Republic	19926	125570 (562)	2232 (6)	11538	205	2.53%
Myanmar	19264	49072 (1406)	1172 (25)	900	21	19.11%
Georgia	18776	33858 (1731)	253 (15)	8493	63	37.36%
Paraguay	18643	61290 (733)	1359 (12)	8559	190	7.29%
Slovenia	18270	28215 (2612)	278 (14)	13571	134	43.36%
Moldova	17776	73321 (861)	1729 (19)	18190	429	6.18%

Data Source: Johns Hopkins University

*Note: This report is based on sources and information deemed to be true and reliable, but Dentons makes no representations to same.*

# Country Risk Assessment

## VERY HIGH RISK (>5,000 cases)

Country	Active Cases	Confirmed (New)	Deaths (New)	Cases / 1M Pop.	Deaths / 1M Pop	% Daily Change7-Day Av
Bosnia	16489	44737 (1586)	1161 (36)	13664	355	18.83%
Kenya	15659	51851 (1018)	934 (0)	958	17	11.01%
Algeria	15450	57026 (320)	1941 (10)	1293	44	3.41%
Croatia	12736	40999 (2378)	493 (23)	10007	120	31.01%
Israel	12013	312550 (826)	2494 (11)	33982	271	1.67%
Pakistan	11695	331108 (908)	6775 (16)	1486	30	1.70%
Ecuador	10541	164908 (1716)	12608 (20)	9301	711	5.63%
Oman	10166	114434 (614)	1208 (5)	22229	235	2.58%
Malaysia	10123	29441 (801)	246 (8)	906	8	22.02%
Belarus	9886	95545 (936)	969 (4)	10112	103	6.18%
Azerbaijan	9405	52137 (988)	699 (11)	5127	69	10.63%
Denmark	9333	43174 (1017)	715 (6)	7445	123	14.29%
Albania	8654	20040 (311)	493 (6)	6966	171	10.44%
Chile	8592	505530 (1005)	14032 (6)	26371	732	1.96%

Data Source: Johns Hopkins University

\*\* Indicates moved up a risk category

*Note: This report is based on sources and information deemed to be true and reliable, but Dentons makes no representations to same.*

## VERY HIGH RISK (>5,000 cases)

Country	Active Cases	Confirmed (New)	Deaths (New)	Cases/ 1M Pop	Deaths/ 1M Pop	% Daily Change7-Day Av
Kuwait	8220	123906 (814)	763 (7)	28876	178	4.34%
Saudi Arabia	8149	346047 (416)	5348 (19)	9890	153	0.77%
N Macedonia	7963	28697 (870)	963 (14)	13774	462	13.45%
Kyrgyzstan	7501	57276 (538)	1138 (2)	8733	174	6.66%
Lithuania	7492	12138 (776)	144 (3)	4480	53	32.12%
Japan	7028	98877 (731)	1731 (5)	777	14	4.41%
Norway	6926	19069 (403)	280 (0)	3509	52	11.04%
Guatemala	6886	106320 (749)	3682 (17)	5899	204	3.67%
West Bank & Gaza	6498	51948 (420)	465 (7)	10108	90	6.39%
Sudan	6164	13765 (18)	837 (0)	312	19	0.30%
Angola	6106	10074 (203)	275 (4)	304	8	17.23%
Luxembourg	5831	15659 (775)	147 (0)	24885	234	25.47%
Afghanistan	5379	41145 (113)	1529 (6)	1049	39	1.54%
Guadeloupe	5237	7605 (131)	126 (11)	19006	315	3.63%
Sri Lanka**	5111	9205 (335)	19 (0)	429	1	35.06%

# Country Risk Assessment

## HIGH RISK (1,000-5,000 cases)

Country	Active Cases	Confirmed (New)	Deaths (New)	Cases / 1M Pop.	Deaths / 1M Pop	% Daily Change7-Day Av
Venezuela	4690	90876 (476)	784 (4)	3199	28	3.13%
Jamaica	4274	8851 (64)	198 (2)	2985	67	4.59%
Uganda	4200	11767 (146)	106 (3)	255	2	7.09%
UAE	3892	129024 (1400)	485 (3)	12994	49	7.67%
Finland*	3724	15378 (215)	354 (0)	2774	64	8.50%
Latvia	3699	5144 (251)	63 (0)	2737	34	26.19%
Montenegro	3625	17392 (301)	282 (7)	27690	449	7.61%
Syria	3441	5580 (52)	278 (3)	316	16	6.38%
Martinique	3424	3552 (0)	30 (0)	9468	80	36.46%
El Salvador	3381	32925 (0)	962 (5)	5068	148	2.44%
Kazakhstan	3216	111100 (268)	1825 (0)	5880	97	1.07%
Nigeria	3137	62371 (147)	1139 (4)	300	5	1.13%
Bahrain	3008	81022 (257)	317 (1)	47101	184	2.61%
CAR	2877	4863 (0)	62 (0)	1001	13	0.10%

## HIGH RISK (1,000-5,000 cases)

Country	Active Cases	Confirmed (New)	Deaths (New)	Cases/ 1M Pop.	Deaths/ 1M Pop	% Daily Change7-Day Av
Qatar	2825	131939 (250)	230 (0)	46990	82	1.31%
Kosovo	2663	18626 (683)	673 (10)			7.32%
Mozambique	2539	12415 (142)	91 (2)	394	3	8.73%
French Polynesia	2391	7262 (831)	29 (3)	25803	103	28.93%
Uzbekistan	2260	66141 (260)	558 (2)	1967	17	3.22%
Bahamas	2231	6549 (47)	136 (0)	16602	345	7.60%
Cyprus	2023	3930 (113)	25 (0)	3247	21	24.53%
Malta	1915	5760 (75)	56 (1)	13034	127	12.74%
Botswana	1824	6283 (0)	21 (0)	2655	9	10.73%
Guam	1772	4466 (48)	76 (1)			11.15%
Namibia	1744	12806 (77)	133 (0)	5011	52	3.12%
South Korea	1641	26271 (125)	462 (1)	510	9	2.77%
Egypt	1622	107030 (153)	6234 (12)	1040	61	1.07%
South Sudan	1544	2890 (0)	56 (0)	257	5	0.69%

Data Source: Johns Hopkins University

\* Indicates moved down a risk category

*Note: This report is based on sources and information deemed to be true and reliable, but Dentons makes no representations to same.*



# Country Risk Assessment

## HIGH RISK (1,000-5,000 cases)

Country	Active Cases	Confirmed (New)	Deaths (New)	Cases / 1M Pop.	Deaths / 1M Pop	% Daily Change 7-Day Av
Australia	1427	27565 (12)	907 (0)	1076	35	0.39%
Haiti	1392	9046 (6)	232 (0)	790	20	0.74%
Mayotte	1358	4366 (45)	44 (0)	15881	160	3.73%
Andorra	1301	4517 (107)	72 (0)	58430	931	15.63%
Congo (Brazzaville)	1274	5253 (0)	92 (0)	945	17	1.85%
Cameroon	1250	21793 (0)	426 (0)	814	16	1.02%
Guinea	1243	11819 (0)	71 (0)	892	5	1.86%
Trinidad and Tobago	1241	5594 (26)	107 (1)	3993	76	3.61%
Belize	1133	3261 (61)	52 (1)	8081	128	9.94%
Nicaragua	1133	5514 (0)	156 (0)	829	23	1.45%
Iceland**	1061	4671 (97)	12 (1)	13659	35	9.44%

Data Source: Johns Hopkins University

\*\* Indicates moved up a risk category

*Note: This report is based on sources and information deemed to be true and reliable, but Dentons makes no representations to same.*

# US Risk Assessment

## VERY HIGH RISK (>5,000 cases)

State	Active Cases	Confirmed (New)	Deaths (New)	Cases / 1M Pop.	Deaths / 1M Pop	% Daily Change 7-Day Av
California	901747	919276 (4388)	17529 (69)	23304	444	3.52%
Florida	773855	790426 (4115)	16571 (66)	36802	772	3.53%
New York	387876	500677 (2031)	33435 (2)	27615	1728	2.43%
Illinois	383908	393797 (6110)	9889 (51)	31077	780	8.89%
Georgia	347149	355025 (1653)	7876 (32)	33438	742	3.18%
Arizona	194834	241165 (1043)	5905 (14)	33133	811	3.01%
New Jersey	179941	232997 (1666)	16324 (18)	26763	1852	4.19%
Missouri	174407	177319 (2189)	2912 (0)	29849	489	7.92%
Virginia	153352	176754 (1968)	3616 (21)	20708	424	4.81%
Maryland	130193	142425 (684)	4115 (7)	23558	681	3.64%
Texas	125768	911835 (7066)	18162 (101)	32240	631	4.70%
Alabama	110356	187706 (1269)	2911 (19)	38282	594	6.41%
Washington	102390	104743 (716)	2353 (16)	14240	309	4.65%
Nevada	93313	97479 (571)	1762 (10)	31647	573	5.56%

## VERY HIGH RISK (>5,000 cases)

State	Active Cases	Confirmed (New)	Deaths (New)	Cases/ 1M Pop.	Deaths/ 1M Pop	% Daily Change 7-Day Av
Colorado	90268	100185 (1475)	2249 (13)	17401	391	11.34%
Kentucky	81887	101494 (1857)	1442 (14)	22717	323	10.34%
South Carolina	80854	173491 (912)	3876 (34)	33696	753	4.11%
Kansas	75643	79248 (1361)	1001 (18)	28563	346	7.27%
Michigan	63389	185934 (3590)	7606 (21)	18618	762	9.71%
Connecticut	54723	69127 (490)	4604 (9)	19389	1291	6.16%
Indiana	46617	169112 (2548)	4227 (33)	25120	628	9.88%
Wisconsin	43503	210126 (3815)	1897 (45)	36089	326	13.06%
Pennsylvania	42627	205852 (2332)	8707 (24)	16080	687	7.05%
Oregon	36687	43228 (420)	671 (7)	10249	159	6.44%
Ohio	36619	205347 (2607)	5256 (17)	17573	454	8.45%
Idaho	32633	61785 (862)	599 (14)	34573	335	9.93%
North Carolina	30280	266136 (2253)	4245 (34)	25375	405	5.84%
Iowa	28412	120635 (2072)	1691 (11)	38075	534	8.61%

Data Source: Johns Hopkins University

*Note: This report is based on sources and information deemed to be true and reliable, but Dentons makes no representations to same.*

# US Risk Assessment

## VERY HIGH RISK (>5,000 cases)

State	Active Cases	Confirmed (New)	Deaths (New)	Cases / 1M Pop.	Deaths / 1M Pop	% Daily Change7-Day Av
Utah	28297	108803 (1575)	588 (10)	33938	183	9.92%
Rhode Island	28023	31944 (499)	1192 (4)	30154	1125	8.83%
Tennessee	26157	254220 (2446)	3241 (34)	37226	475	7.22%
Nebraska	23284	66545 (1169)	628 (8)	34401	325	9.37%
New Mexico	21772	43826 (657)	991 (11)	20901	473	11.66%
Massachusetts	21438	154218 (1181)	9924 (36)	22375	1440	5.22%
Oklahoma	15074	119152 (743)	1286 (13)	30112	325	6.96%
Minnesota	13475	139444 (1908)	2440 (19)	24726	433	9.22%
Mississippi	12930	117617 (1000)	3302 (19)	39520	1109	4.67%
South Dakota	11933	42000 (1270)	384 (9)	47476	434	16.56%
Delaware	10770	24392 (143)	688 (2)	25049	707	4.17%
Montana	10122	29966 (620)	325 (20)	28038	304	17.53%
Arkansas	9315	108640 (961)	1875 (18)	36000	621	6.48%
Alaska	8017	15155 (357)	71 (1)	19270	97	23.44%

## VERY HIGH RISK (>5,000 cases)

State	Active Cases	Confirmed (New)	Deaths (New)	Cases/ 1M Pop.	Deaths/ 1M Pop	% Daily Change7-Day Av
Louisiana	6919	181443 (452)	5890 (18)	39030	1267	2.23%
North Dakota	6247	39907 (777)	488 (12)	52367	640	14.39%

## HIGH RISK (1,000-5,000 cases)

State	Active Cases	Confirmed (New)	Deaths (New)	Cases/ 1M Pop.	Deaths/ 1M Pop	% Daily Change7-Day Av
West Virginia	4558	23067 (357)	438 (4)	12869	243	10.11%
Wyoming	3964	12146 (340)	77 (0)	20986	133	18.92%
Hawaii	3098	14834 (61)	213 (-2)	10477	150	4.05%
District of Columbia	3053	16973 (67)	644 (0)	24050	913	2.80%
New Hampshire	1034	10641 (111)	478 (3)	7826	352	6.80%

Data Source: Johns Hopkins University

*Note: This report is based on sources and information deemed to be true and reliable, but Dentons makes no representations to same.*

# Contacts

---

*This summary is based on reports sourced from among the 75 countries in which Dentons currently serves clients as well as from firms in other locations, some of which will formally join Dentons later in 2020. We are pleased to share this complimentary summary and contemporaneous assessment, with the caveat that developments are changing rapidly. This is not legal advice, and you should not act or refrain from acting based solely on its contents. We urge you to consult with counsel regarding your particular circumstances.*

*To read additional analysis, visit the [Dentons Flashpoint portal](#) for insights into geopolitics and governance; industry and markets; cyber and security; science, health and culture; and economic and regulatory issues.*

## Karl Hopkins

Partner and Global Chief Security Officer  
Dentons  
Washington, DC

D +1 202 408 9225  
[karl.hopkins@dentons.com](mailto:karl.hopkins@dentons.com)

## Melissa Mahle

Senior Analyst  
Dentons  
Washington, DC

D +1 202 408 6383  
[melissa.mahle@dentons.com](mailto:melissa.mahle@dentons.com)