

Dentons Flashpoint

Daily Global Situation Report

April 8, 2021

Global Situation Update: April 8, 2021

KEY TAKEAWAYS

The European Medicines Agency announced AstraZeneca vaccine's benefits continue to outweigh its risks.

The US and Iraq agreed to a full withdrawal of US troops without announcing a timeline.

Federal Reserve officials say the dangers of inflation are “*broadly balanced*.”

Note: This report is based on sources and information deemed to be true and reliable, but Dentons makes no representations to same.

Global Situation Update: April 8, 2021

WHAT WE'RE WATCHING

On Wednesday a Taiwanese official threatened to shoot down Chinese drones spotted circling near the Taipei-controlled Pratas Islands, a potential move that would dramatically increase cross-strait tensions.

Over the past few months, Taiwanese authorities have also complained of repeated Chinese air force missions near the island, most recently reporting an incursion by 10 aircraft on Monday.



Note: This report is based on sources and information deemed to be true and reliable, but Dentons makes no representations to same.

Global

Globally, confirmed coronavirus infections surpassed 133 million, with deaths surpassing 2.8 million.

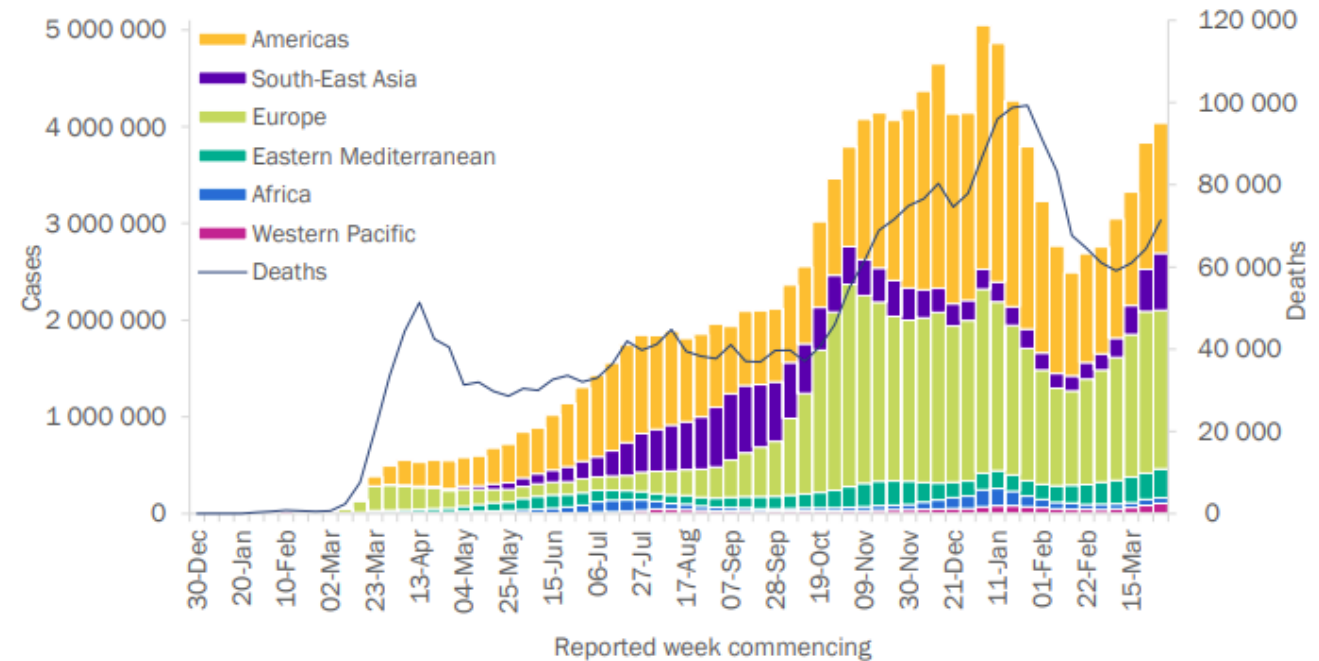
- Boston-based Akili Interactive is partnering with Weill Cornell Medicine, New York-Presbyterian Hospital and Vanderbilt University Medical Center to test a treatment for “**Covid brain fog**.”
- Social media giant Twitter launched an emoji for the **Milk Tea Alliance**, a global online pro-democracy movement that has united anti-Beijing campaigners in Hong Kong and Taiwan with protesters in Thailand, Myanmar and beyond.
- **Methane levels** in the atmosphere surged during 2020, marking the biggest increase since records began in 1983. Methane, which is 28 times more potent than carbon dioxide as a factor in global warming, comes from using fossil fuels and microbial sources in wetlands, cows and landfill.
- The IMF recommended that high earners and companies that prospered in the coronavirus crisis should pay additional tax to show **solidarity** with those who were hit hardest by the pandemic. A **temporary tax** would help to reduce social inequalities that have been exacerbated by the economic and health crisis of the past year.

Note: This report is based on sources and information deemed to be true and reliable, but Dentons makes no representations to same.

Global

Globally, new COVID-19 cases rose for a sixth consecutive week, with over 4 million new cases reported in the last week. The number of new deaths also increased by 11 percent compared to last week, with over 71,000 new deaths reported.

The largest increases in case incidence were observed in the South-East Asia (most notably in India) and the Western Pacific regions. All regions, except for the African Region, reported increases in the number of deaths, with the largest increase of 46 percent from the South-East Asia Region.



Source: WHO

Note: This report is based on sources and information deemed to be true and reliable, but Dentons makes no representations to same.

COVID-19 Vaccine

The European Medicines Agency announced its conclusion that blood clots are a “*very rare*” side effect of the AstraZeneca vaccine, but that the shot’s benefits continue to outweigh its risks.

- The **UK’s** medical regulator advised that under-30s should not use the **AstraZeneca vaccine**, saying that age group should instead be offered **Moderna or Pfizer** vaccines.
- **Spain and Italy** have moved to limit the use of the Oxford/AstraZeneca vaccine to people aged above 60.
- A study of healthcare workers in Manaus, **Brazil** found that Sinovac’s **CoronaVac vaccine** is effective against the P1 COVID-19 variant.
- **Algeria** will begin manufacturing the Russian **Sputnik V vaccine** in September.
- **Germany’s** state of Bavaria signed a preliminary deal for 2.5 million doses of Russia’s **Sputnik V vaccine**, pending its approval by the European Medicines Agency.
- **South Africa** signed a deal to purchase 20 million doses of **Pfizer** vaccine.

Note: This report is based on sources and information deemed to be true and reliable, but Dentons makes no representations to same.

Markets & Business

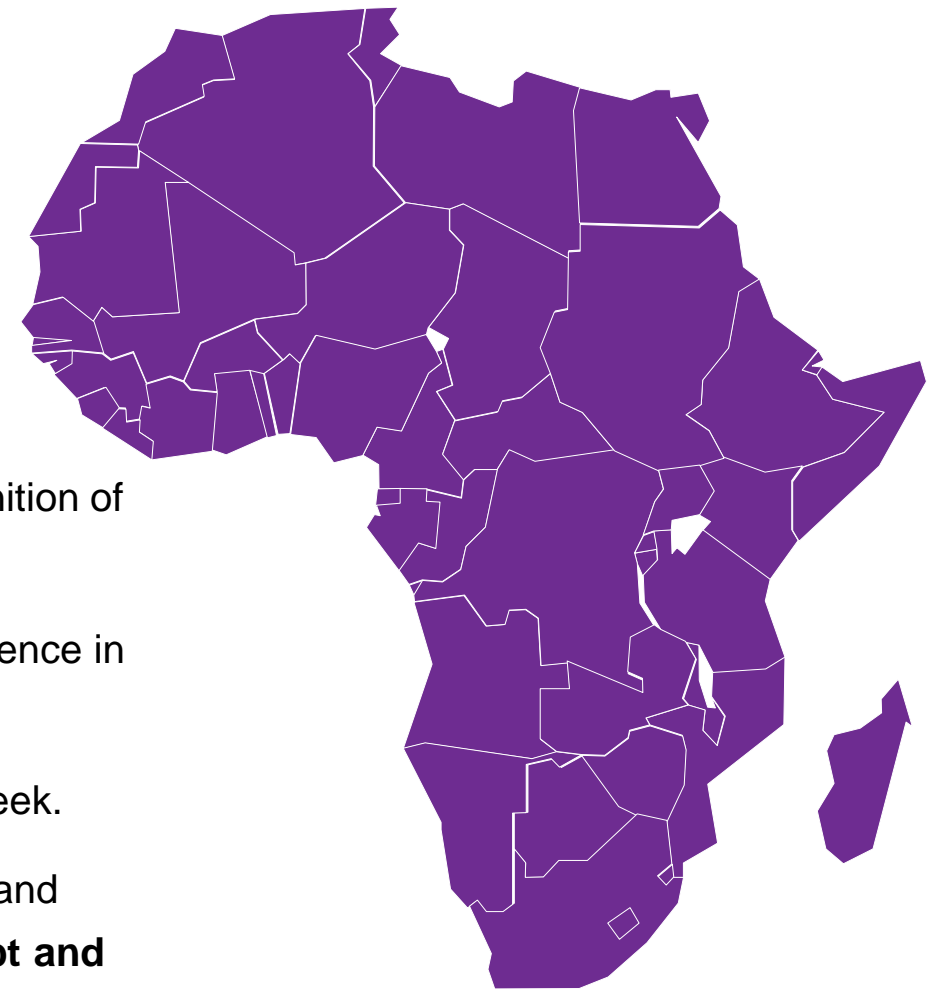
US SEC officials warned Wednesday that there are “*some significant and yet undiscovered issues*” with SPACS, which have seen a surge in interest in recent months.

- **European stocks** hit record highs on Thursday on optimism around a global stimulus-led economic rebound after the US Federal Reserve pledged to keep monetary policy loose.
- **Asian share markets** lagged on Thursday as U.S. stock futures nudged to another record high.
- Cruise company **Carnival** said that bookings for 2022 are elevated above 2019 levels, in a sign of pent-up cruise demand.
- **Instacart and DoorDash** are both set to launch their own credit cards, which the companies hope will help them retain users. **JPMorgan** will issue Instacart’s card and is bidding for DoorDash’s as well.

Note: This report is based on sources and information deemed to be true and reliable, but Dentons makes no representations to same.

Africa

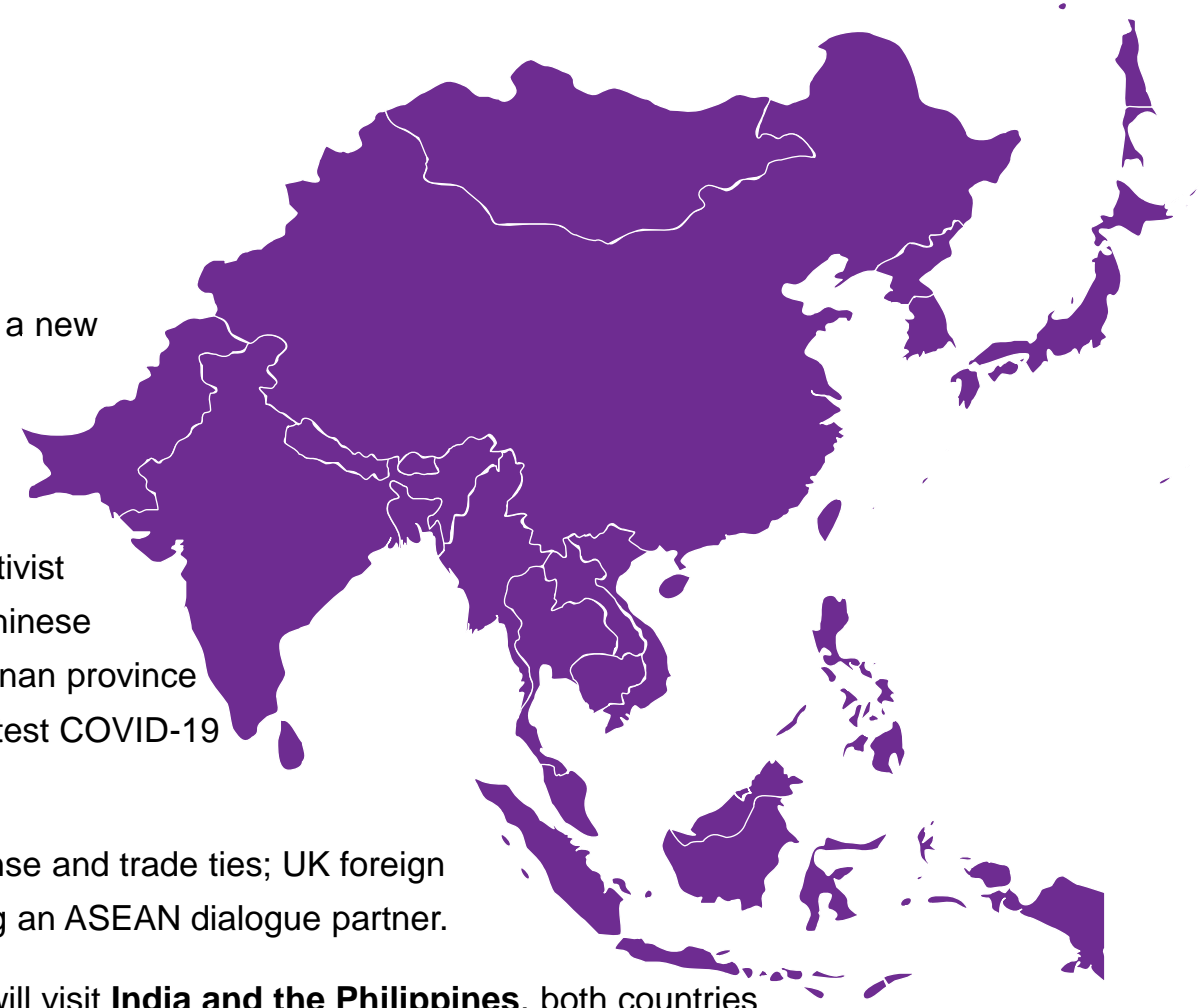
- **Tanzanian** President Suluhu lifted a 2015 ban restricting traditional and social media.
- **Japan** suspended the servicing of **Mozambique's** debt to Tokyo in recognition of the economic fallout of the pandemic.
- Almost 100 have been killed in recent weeks amid a flare-up of ethnic violence in **West Darfur**.
- Anti-government protests in **Benin** persisted ahead of the election next week.
- **Ethiopia's** water minister said that the country would not stop filling its Grand Ethiopian Renaissance Dam despite the failure of trilateral talks with **Egypt and Sudan**.
- **France** will open the archives of former President Mitterrand to better understand the country's role in **Rwanda** during the country's genocide in the 90s.



Note: This report is based on sources and information deemed to be true and reliable, but Dentons makes no representations to same.

Asia

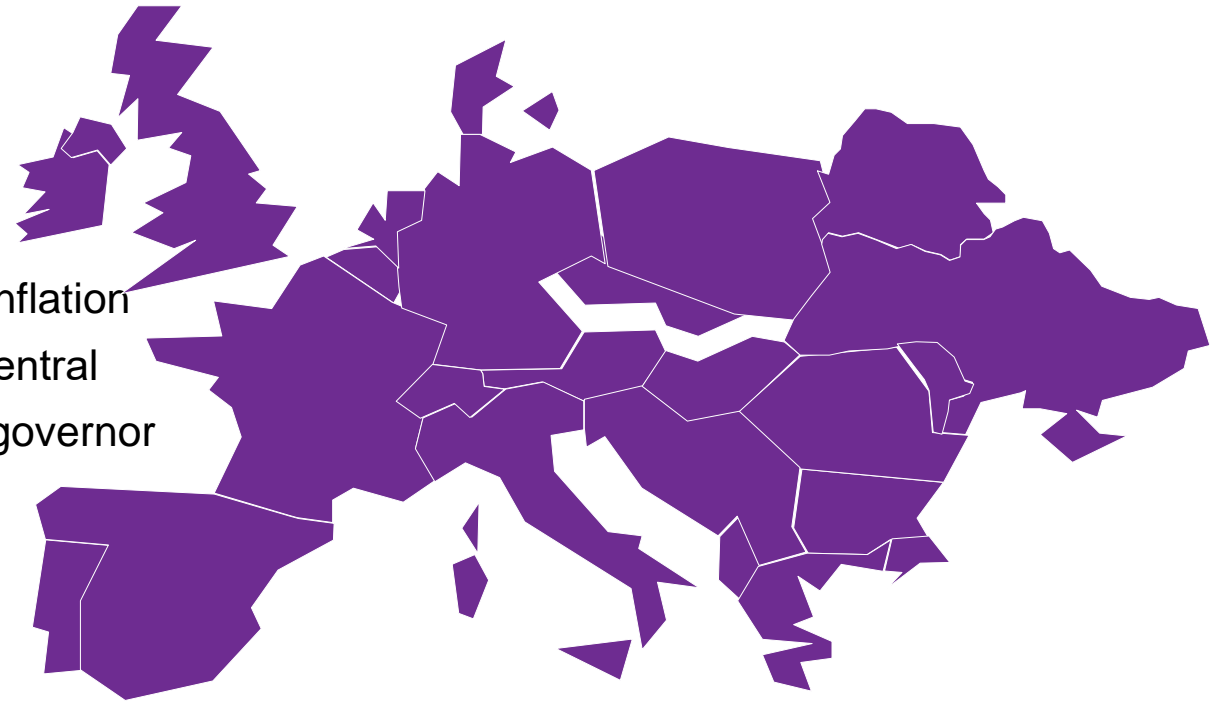
- **Japan's** Osaka declared a state of emergency Wednesday after logging a new daily record case count of 878.
- **China** hit back at the **US** Wednesday for “*politicizing sports*” after the State Department walked-back a comment on the possibility of a coordinated boycott of the Beijing Olympics. **Hong Kong** democracy activist Nathan Law said he has been granted political asylum in **Britain**. The Chinese government has fired the party secretary of Ruili, a city in southwest Yunnan province that is a major border crossing with Myanmar, for failing to contain the latest COVID-19 cluster in the country.
- The **UK and Indonesia** announced agreement to deepen security, defense and trade ties; UK foreign secretary Raab's visit to Indonesia comes as the UK considers becoming an ASEAN dialogue partner.
- Following **Japan's** Prime Minister Suga's visit to the **US** on April 16, he will visit **India and the Philippines**, both countries locked in recently escalated territorial disputes with **China**.
- **Myanmar** security forces arrested Paing Takhon, a model and actor who had spoken out against the coup; activists placed shoes filled with flowers in parts of Yangon to commemorate dead protesters.



Note: This report is based on sources and information deemed to be true and reliable, but Dentons makes no representations to same.

Europe

- **Turkish** President Erdogan pledged to both bring down inflation rates and interest rates, one week before the country's central bank holds its first rate-setting meeting under new bank governor Sahap Kavcioglu.
- **Bulgaria's** Prime Minister Borissov announced his intent to attempt to form a governing coalition after coming first in the country's election but said that he is unlikely to succeed due to partisan divisions.
- **Italy** saw strong demand for its first, cautiously priced auction of new 50-year bonds in five years. Trade between **France** and the **UK** increased in February, reversing some of the decline of the Brexit transition period, though weak French demand widened the country's trade balance.
- **Czech** Prime Minister Babis installed his fourth health minister amid controversy over whether to purchase the Sputnik V vaccine.



Note: This report is based on sources and information deemed to be true and reliable, but Dentons makes no representations to same.

Middle East

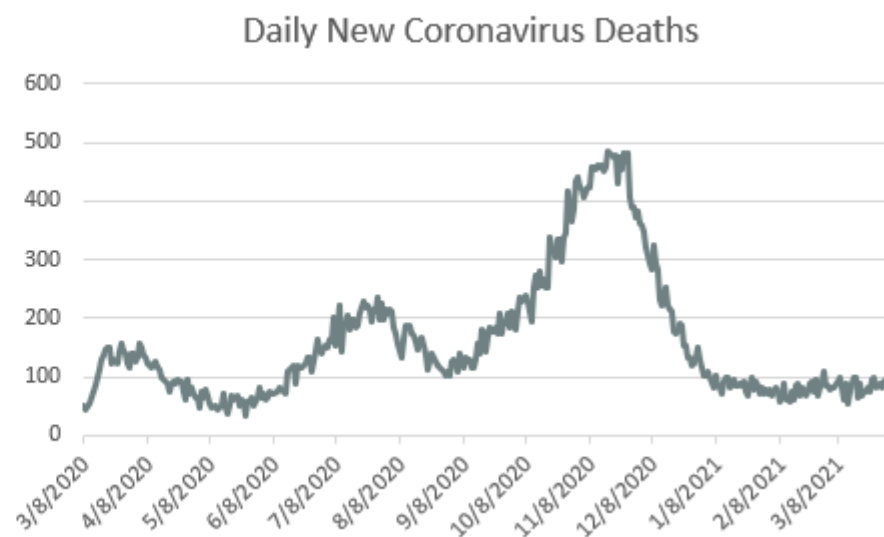
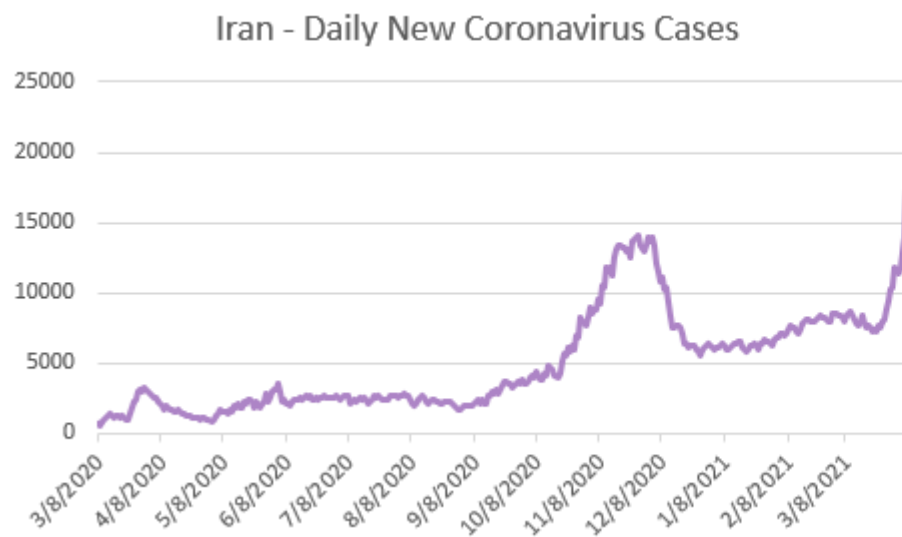
- The **UAE** will offer vaccines to county representatives at its Expo 2020 in Dubai, which will be held from October 2021-March 2022
- The **US** restored aid to the **Palestinians**, including \$150 million for UNRWA and \$75 million for economic development in the West Bank and Gaza.
- In his first public statement since the reported coup attempt, **Jordanian** King Abdullah accused former Crown Prince Hamzah of sedition and acknowledged that Hamzah is under the crown's watch at his home but said that the threat has passed. Prior to the appearance, President Biden called the King to reiterate **US** support.
- Following a strategic dialogue, the **US and Iraq** agreed to a full withdrawal of US troops without announcing a timeline.



Note: This report is based on sources and information deemed to be true and reliable, but Dentons makes no representations to same.

Middle East

With daily new infections over 20,000, Iran is suffering from its worst outbreak of coronavirus. Iran just received its first shipment of 700,000 doses of AstraZeneca vaccine from the Covax facility. Iranian officials have blamed US sanctions for their inability to purchase vaccines, despite there being a carve-out for medical and humanitarian goods. Iran has now received more than 1.7 million doses of foreign vaccines: 500,000 of the Russian Sputnik V vaccine, a donation of 250,000 doses of China's Sinopharm vaccine, 125,000 doses from India's COVAXIN, and 100,000 doses of its joint vaccine with Cuba.



Note: This report is based on sources and information deemed to be true and reliable, but Dentons makes no representations to same.

Americas

- The **US** sanctioned suspected members of a **Mexican** drug cartel linked to high-profile attacks on police officers in Mexico last year.
- In **Canada**, Ontario issued a stay-at-home order and closed in-store shopping for non-essentials amid a COVID-19 spike.
- **Brazil's** President Bolsonaro reiterated Wednesday that the country would have “no national lockdown.”
- A US delegation arrived in **El Salvador** Wednesday for talks on immigration amid an increase in arrivals on the **US-Mexico** border. US Vice President Harris spoke with Mexican President Lopez Obrador to discuss migration.
- A mayor in central **Venezuela** has begun placing red warning symbols on the homes of people with COVID-19 and also threatened to cut welfare handouts for those breaking quarantine.



Note: This report is based on sources and information deemed to be true and reliable, but Dentons makes no representations to same.

How do You Manage Incident Response?

2021 has already seen business disrupted by extreme weather, ransomware attack, the ongoing pandemic and more. The common refrain “It’s not if, but when” rings truer than ever for disruptive incidents that will impact business as usual.

Working with Dentons, you can effectively develop an organizational incident-behavior adopted by all your team members. Dentons will help you build muscle memory through tabletop exercises, which are crafted to fit the business strategy of every client.

Our team plays events and incidents of different severities and complexities and accounts for real-world factors such as inconclusive evidence, mistakes by responders, and the business impact of eradication steps. Our tech-savvy lawyers continuously revise the playbooks per the evolving sector-specific threat landscape.

Dentons tabletop sessions are fluid, and designed to enhance preparedness with services, including:

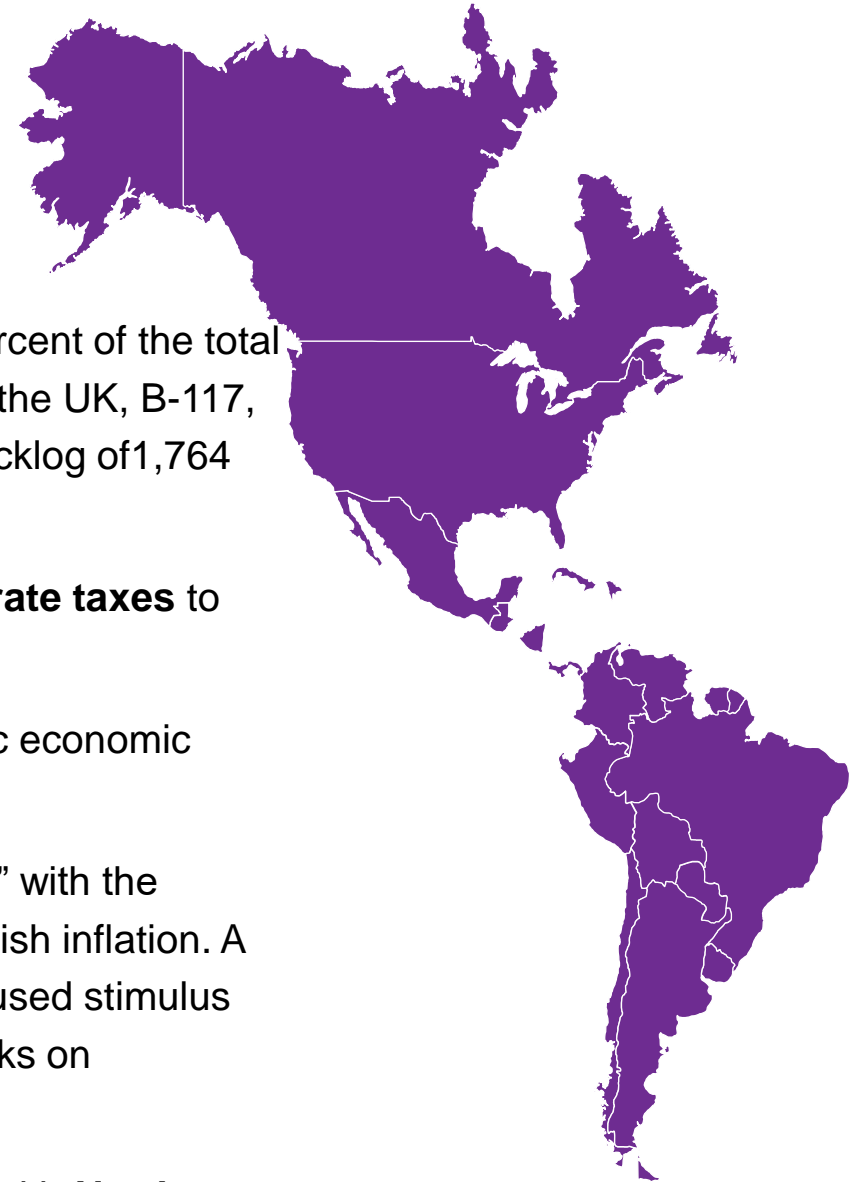
- ❖ Ransomware tabletop exercises
- ❖ Post-tabletop action reports
- ❖ Maturity assessments for preparedness
- ❖ Supply-chain attack simulation
- ❖ Comprehensive incident response plan
- ❖ Threat analysis and monitoring

All interaction with Dentons is attorney-client privileged

To learn more about the bespoke intelligence and risk services from Dentons, contact [Karl Hopkins](#).

Americas: US

- Nationally, 110 million people have received one or more **vaccine doses**, 33.1 percent of the total population. CDC director Walensky said that the highly **contagious variant** from the UK, B-117, is now the most common strain of COVID-19 in the US. **Oklahoma** reported a backlog of 1,764 coronavirus-related deaths.
- President Biden said he is open to compromise on his planned increase of **corporate taxes** to pay for his \$2 trillion infrastructure plan.
- The **US trade deficit** rose to a record high of \$71.1 billion in February as domestic economic recovery outpaces that of other advanced economies.
- Federal Reserve officials said that the dangers of **inflation** are “*broadly balanced*,” with the chances of unexpectedly high inflation roughly equal to that of unexpectedly sluggish inflation. A study from the New York Federal Reserve showed that Americans have primarily used stimulus payments to **pay down debt and bolster savings**, rather than spending the checks on consumption.
- A White House spokesperson said that the US is prepared to consider diplomacy with **North Korea** if it leads to de-nuclearization.



Note: This report is based on sources and information deemed to be true and reliable, but Dentons makes no representations to same.

Science Under the Scope: Long-Term Neurological Complications from COVID-19 Infection

Contributed by the Scowcroft Institute for International Affairs

The world is now 14 months into the COVID-19 pandemic and scientists and public health officials have come a long way in understanding the impact of the virus. Over the last several months an increasing number of studies have been released chronicling the ongoing challenges faced by COVID-19 survivors.

Some of the most severe long-term complications include inflammation of the heart muscle, abnormalities in lung function, and acute kidney disease.¹ Less severe complications, such as fatigue and shortness of breath, have also been increasingly common. Recently, however, there is growing concern about the long-term neurological complications experienced even by those who were asymptomatic or suffered only mild symptoms during infection. Some of the primary complications include problems with taste and smell, sleep issues, difficulty concentrating, and memory problems.²

Among individuals who were hospitalized during their COVID-19 infection, long-term neurological problems became a concern much earlier in the pandemic, but a recent study conducted at the University of Chicago is shining new light on the severity. In the study, 20 percent of subjects reached the threshold to qualify for a new disability as a result of COVID-19 infection.³ Approximately 12 percent were experiencing post-traumatic stress disorder as a result

of their infection and 17 percent were still experiencing long-term cognitive impairment months after their recovery.⁴

Another study released in March 2021 found that 81 percent of participants experienced what the study termed “brain fog.”⁵ The study went on to say that, “*Non-hospitalized Covid-19 ‘long-haulers’ experience prominent and persistent ‘brain fog’ and fatigue that affect their cognition and quality of life.*”⁶ Thus, even those who had not experienced hospitalization as a result of COVID-19 infection were experiencing long-term neurological impacts as a result of their infection.

Some individuals, including people who were previously healthy with high cognitive function, are having problems with concentration and memory following mild cases of COVID-19. Some individuals have described the intensity of the “brain fog” as a sensation similar to waking up from anesthesia.⁷ A physician at the University of Texas

Note: This report is based on sources and information deemed to be true and reliable, but Dentons makes no representations to same.

Science Under the Scope: Long-Term Neurological Complications from COVID-19 Infection

Southwestern Medical Center who has been working with individuals with long-term neurological impacts of mild COVID-19 infection said that the symptoms they experience are similar to those experienced by individuals who have suffered concussions or traumatic brain injuries.⁸

While the experiences of “brain fog” are concerning for patients and doctors, there are a growing number of cases of COVID-19-related psychosis following mild infections. Individuals experiencing psychosis after infection suffer from intense paranoid delusions similar to those of schizophrenics.⁹ All of these individuals have no history of mental illness prior to their COVID-19 infection and, unlike what is typical for schizophrenia or dementia (which can also cause paranoid delusions), most affected by post-COVID-19 psychosis are in their 30s, 40s, and 50s.¹⁰ Some have needed to be hospitalized on multiple occasions because of delusions. One positive element to the experience, however, is that individuals suffering post-COVID-19 psychosis recognize that something is wrong and seek them. This is different than regular psychosis patients, who typically do not recognize that there is an issue.

Research on the long-term neurological complications from COVID-19 infection is growing, but there is still little understanding of why such complications are occurring. Some doctors and scientists have theorized that the neurological complications could be the result of an inflammatory reaction in the brain caused by the virus.¹¹ They say this may explain the “brain fog” and amnesia that are occurring in many individuals. There is very little understanding so far on what might be causing post-COVID-19 psychosis, however. It is clear that more research will be needed.

1) CDC. (2020, November 13). Long-Term Effects of COVID-19. Retrieved from www.cdc.gov/coronavirus/2019-ncov/long-term-effects.html

2) CDC. (2020, November 13). Long-Term Effects of COVID-19. Retrieved from www.cdc.gov/coronavirus/2019-ncov/long-term-effects.html

3) PHOSP-COVID Collaborative Group et al. (2021). Physical, cognitive and mental health impacts of COVID-19 following hospitalisation - a multi-centre prospective cohort study. *medRxiv*. Retrieved from www.medrxiv.org/content/10.1101/2021.03.22.2154057v1

4) PHOSP-COVID Collaborative Group et al. (2021). Physical, cognitive and mental health impacts of COVID-19 following hospitalisation - a multi-centre prospective cohort study. *medRxiv*. Retrieved from www.medrxiv.org/content/10.1101/2021.03.22.2154057v1

5) Graham, E.L. et al. (2021). Persistent neurologic symptoms and cognitive dysfunction in non-hospitalized Covid-19 “long haulers.” *Annals of Clinical and Translational Neurology*. DOI: 10.1002/acn3.51350

Note: This report is based on sources and information deemed to be true and reliable, but Dentons makes no representations to same.

Science Under the Scope: Long-Term Neurological Complications from COVID-19 Infection

- 6) Graham, E.L. et al. (2021). Persistent neurologic symptoms and cognitive dysfunction in non-hospitalized Covid-19 “long haulers.” *Annals of Clinical and Translational Neurology*. DOI: 10.1002/acn3.51350
- 7) Belluck, P. (2021, March 23). They Had Mild Covid. Then Their Serious Symptoms Kicked In. *The New York Times*. Retrieved from www.nytimes.com/2021/03/23/health/long-covid-symptoms.html
- 8) Belluck, P. (2021, March 23). They Had Mild Covid. Then Their Serious Symptoms Kicked In. *The New York Times*. Retrieved from www.nytimes.com/2021/03/23/health/long-covid-symptoms.html
- 9) Belluck, P. (2021, March 22). First Covid, Then Psychosis: ‘The Most Terrifying Thing I’ve Ever Experienced.’ *The New York Times*. Retrieved from www.nytimes.com/2021/03/22/health/covid-psychosis.html
- 10) Belluck, P. (2021, March 22). First Covid, Then Psychosis: ‘The Most Terrifying Thing I’ve Ever Experienced.’ *The New York Times*. Retrieved from www.nytimes.com/2021/03/22/health/covid-psychosis.html
- 11) Belluck, P. (2021, March 23). They Had Mild Covid. Then Their Serious Symptoms Kicked In. *The New York Times*. Retrieved from www.nytimes.com/2021/03/23/health/long-covid-symptoms.html

Note: This report is based on sources and information deemed to be true and reliable, but Dentons makes no representations to same.

Region in Charts: Europe's Fourth Wave

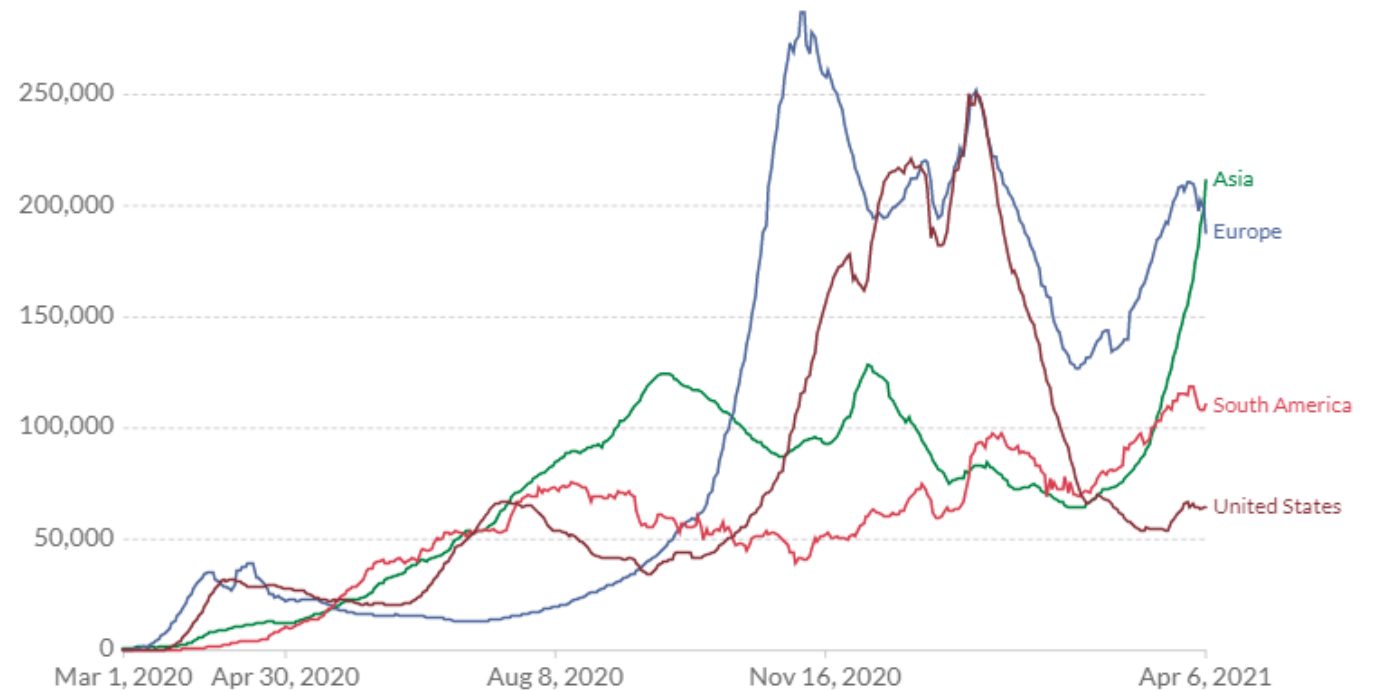
Conditions in Europe show signs of stabilizing. While France, Turkey and Poland continue to report very high numbers of daily new infections, the outbreaks in the rest of the region are easing. Europe is no longer the epicenter of the pandemic.

Daily new confirmed COVID-19 cases

Shown is the rolling 7-day average. The number of confirmed cases is lower than the number of actual cases; the main reason for that is limited testing.

LINEAR LOG

+ Add country



Our World
in Data

Note: This report is based on sources and information deemed to be true and reliable, but Dentons makes no representations to same.

大成 DENTONS

Region in Charts: Europe's Fourth Wave

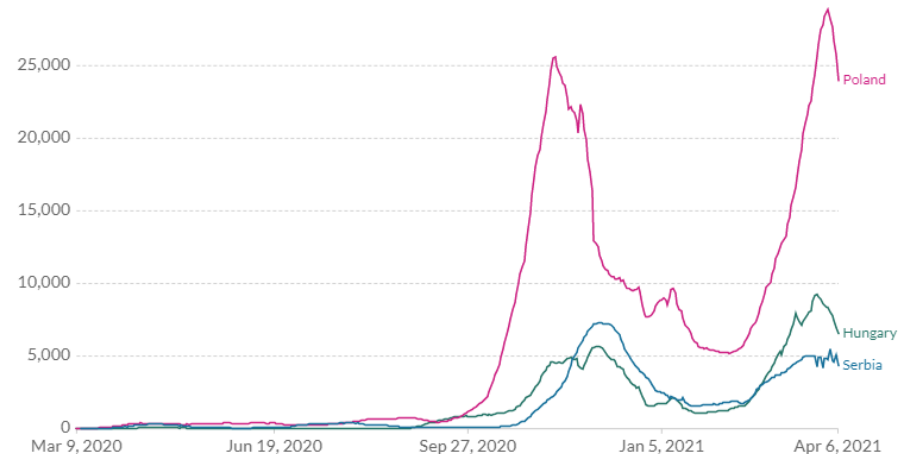
While Poland, Hungary and Serbia remain the European hotspots this past week, new infections are declining.

Daily new confirmed COVID-19 cases

Shown is the rolling 7-day average. The number of confirmed cases is lower than the number of actual cases; the main reason for that is limited testing.

Our World in Data

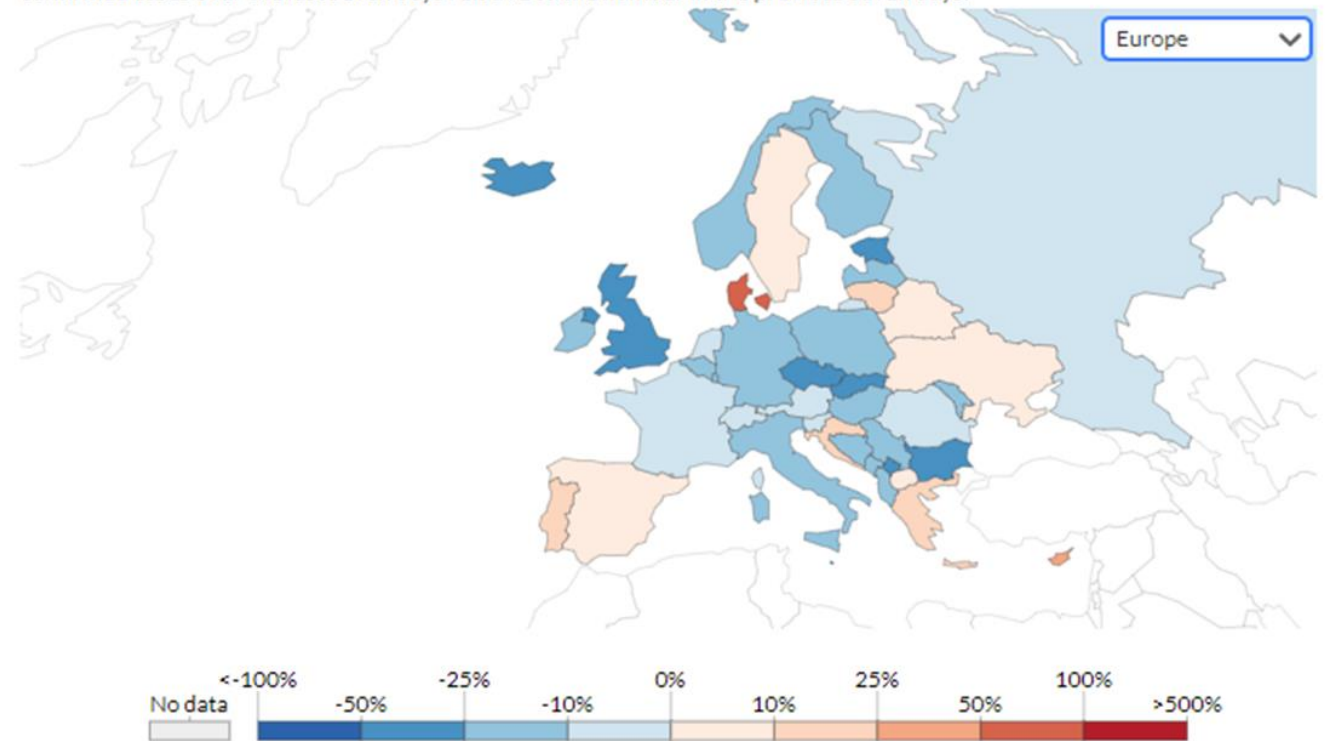
LINEAR LOG + Add country



Week by week change in confirmed COVID-19 cases, Apr 6, 2021

The weekly growth rate on any given date measures the percentage change in the number of new confirmed cases over the last seven days relative to the number in the previous seven days.

Our World in Data



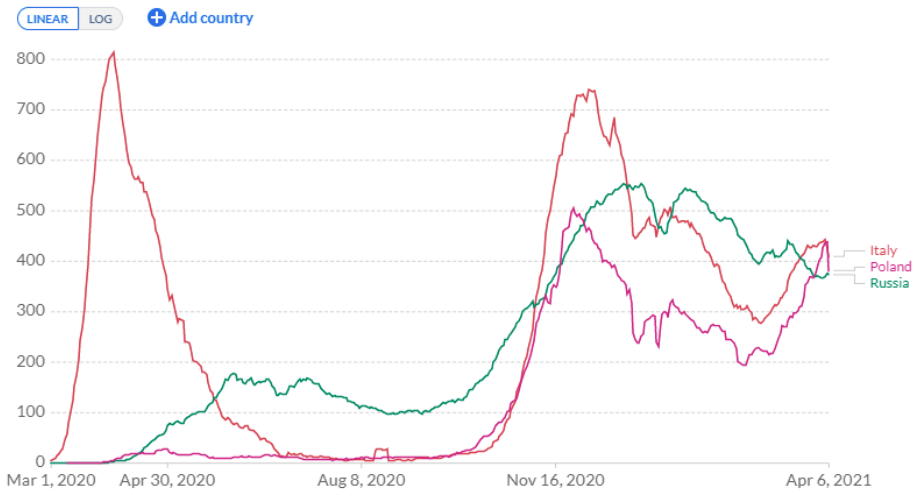
Note: This report is based on sources and information deemed to be true and reliable, but Dentons makes no representations to same.

Region in Charts: Europe's Fourth Wave

European death rate continued to increase for the 4th week. Italy, Poland and Russia reported the highest numbers of death, with only Russia trending up.

Daily new confirmed COVID-19 deaths

Shown is the rolling 7-day average. Limited testing and challenges in the attribution of the cause of death means that the number of confirmed deaths may not be an accurate count of the true number of deaths from COVID-19.

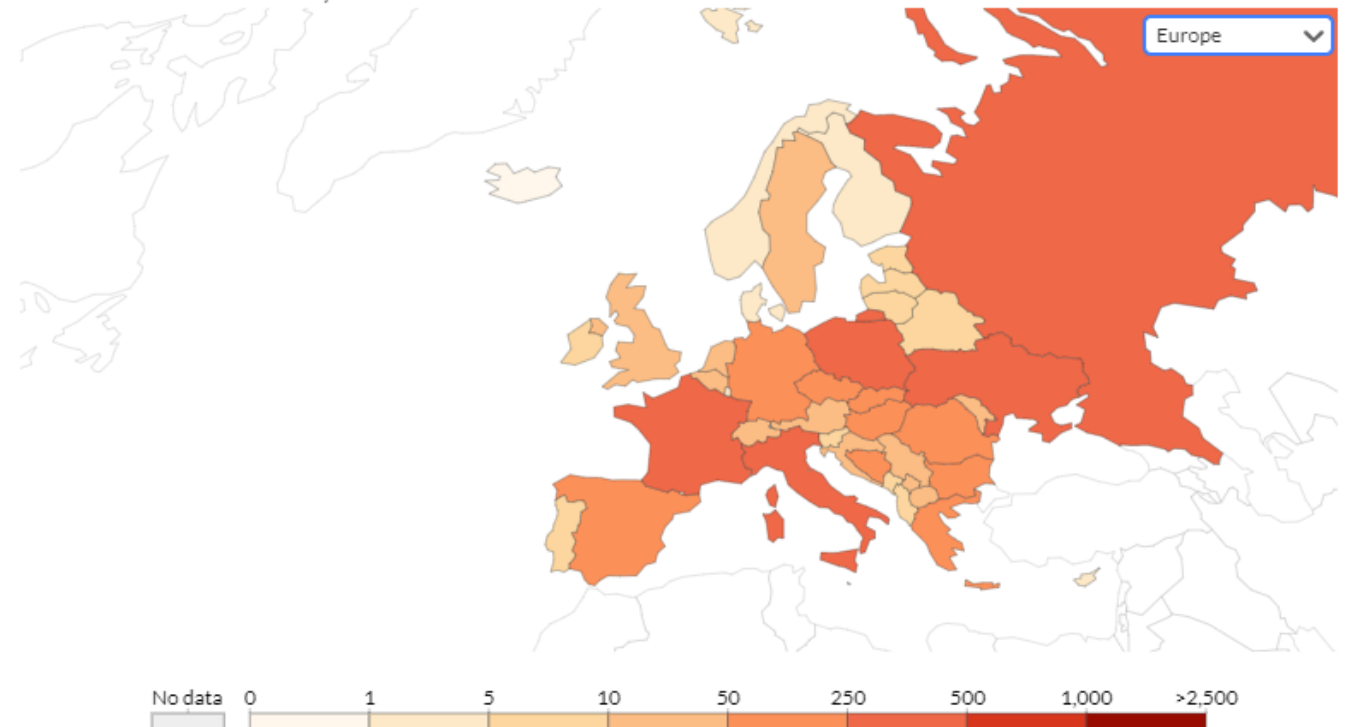


Source: Johns Hopkins University CSSE COVID-19 Data

CC BY

Daily new confirmed COVID-19 deaths, Apr 6, 2021

Shown is the rolling 7-day average. Limited testing and challenges in the attribution of the cause of death means that the number of confirmed deaths may not be an accurate count of the true number of deaths from COVID-19.



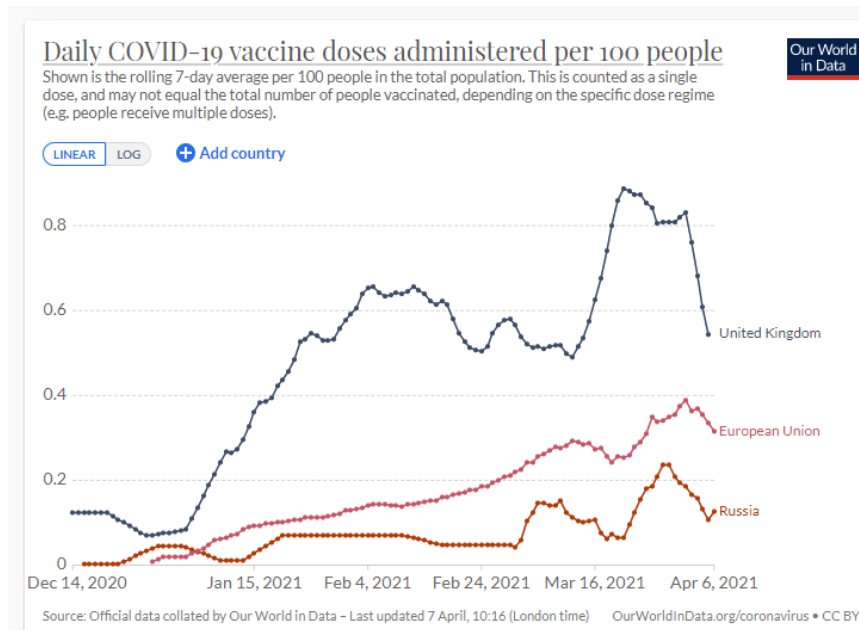
Source: Johns Hopkins University CSSE COVID-19 Data

CC BY

Note: This report is based on sources and information deemed to be true and reliable, but Dentons makes no representations to same.

Region in Charts: Europe's Fourth Wave

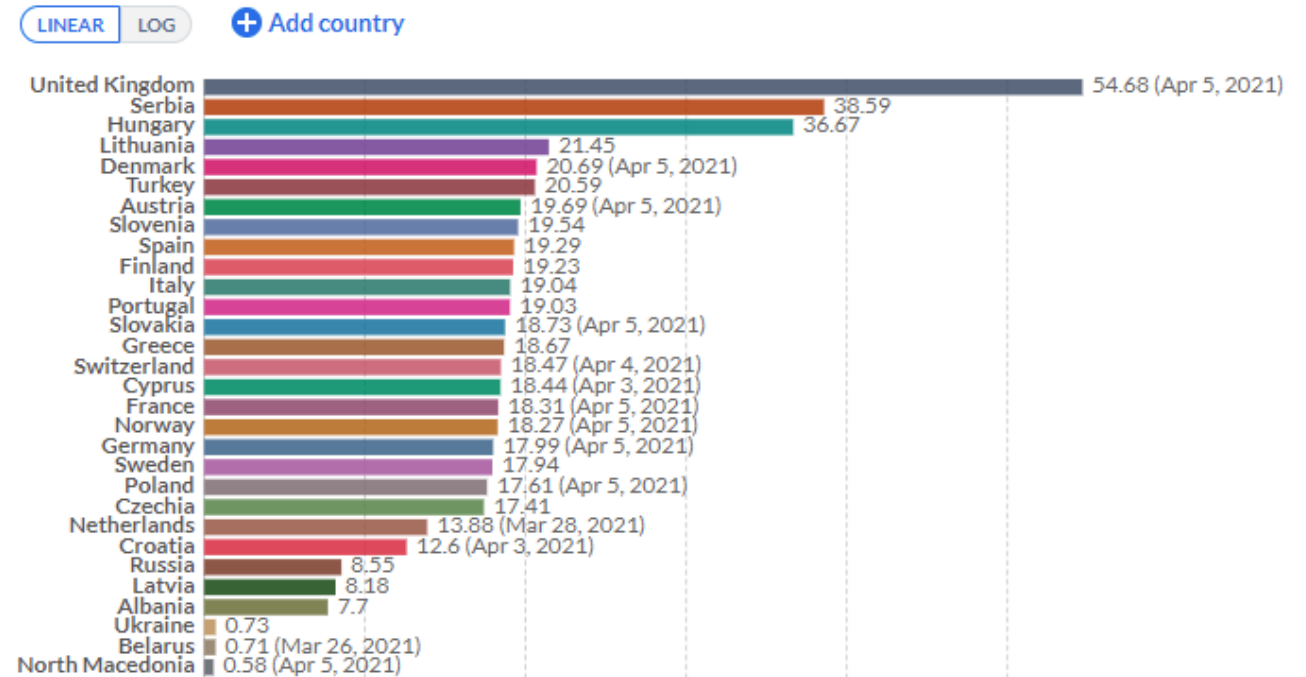
In Europe, 138.52 million have received at least one dose of vaccine. Across the region, vaccination programs have lost momentum.



COVID-19 vaccine doses administered per 100 people, Apr 6, 2021

Total number of vaccination doses administered per 100 people in the total population. This is counted as a single dose, and may not equal the total number of people vaccinated, depending on the specific dose regime (e.g. people receive multiple doses).

Our World
in Data

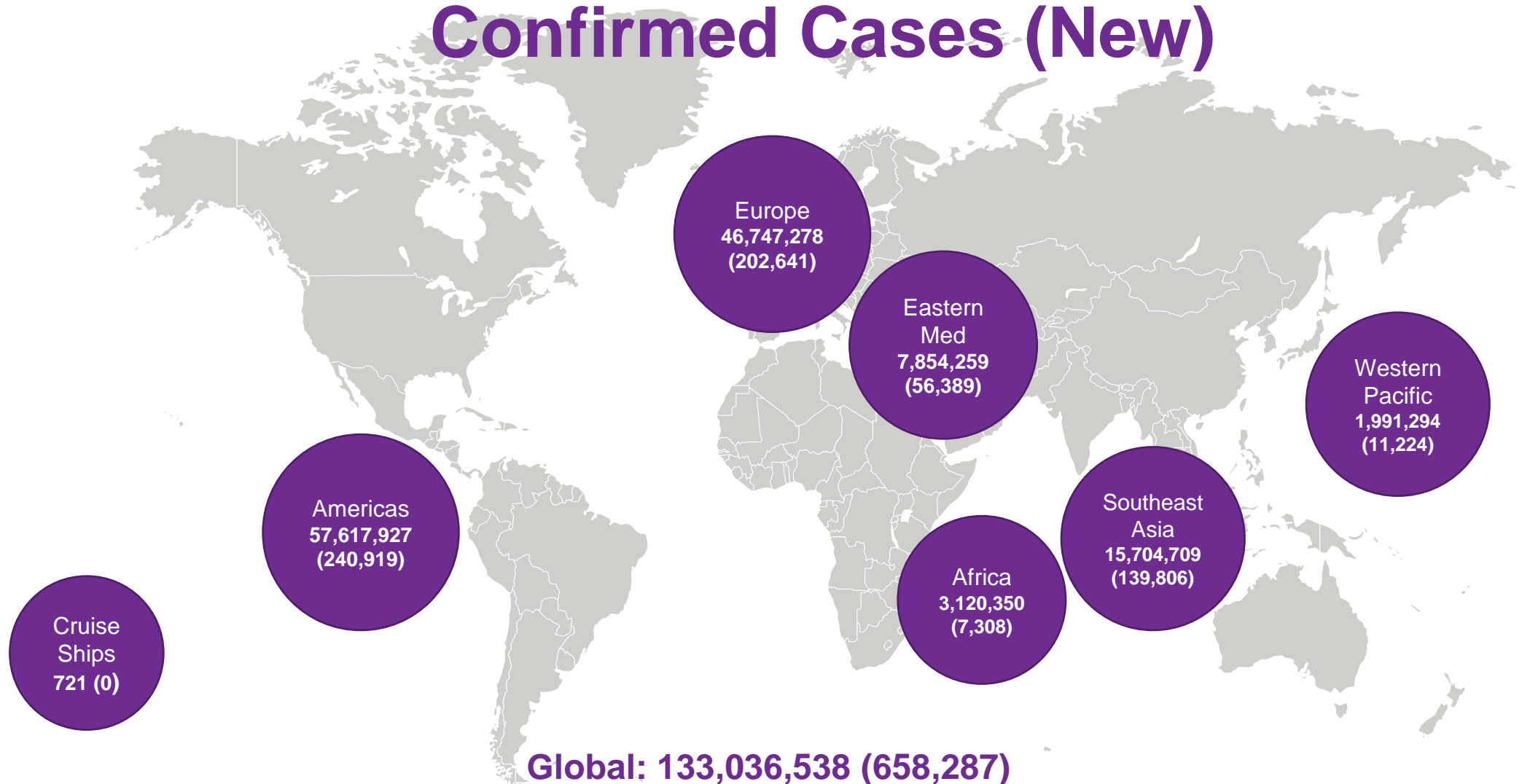


Note: This report is based on sources and information deemed to be true and reliable, but Dentons makes no representations to same.

Coronavirus Condition Updates

As of 2100 hours US EDT on April 7, 2021

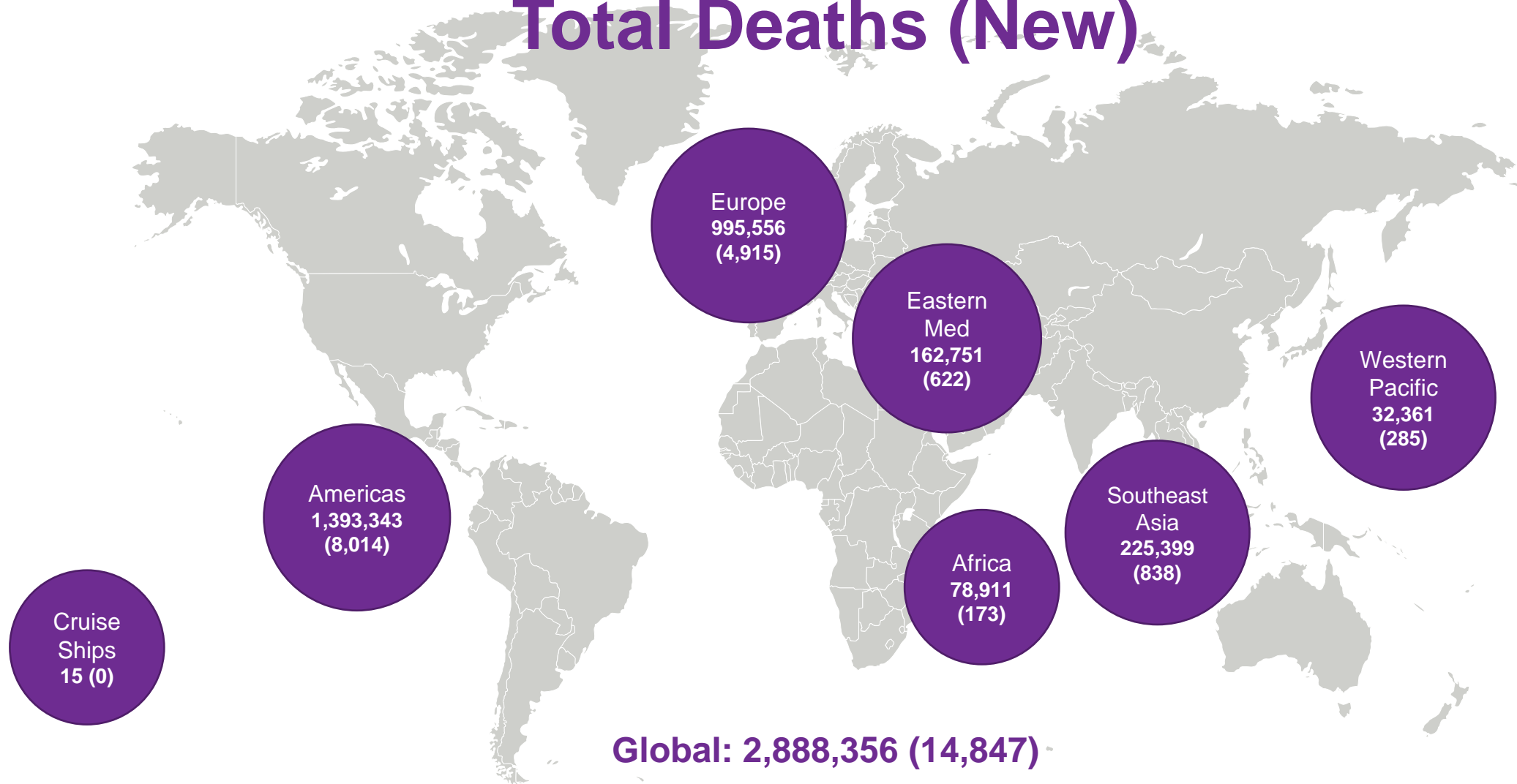
Confirmed Cases (New)



Reflects data as of 2100 hours the evening before the date of the situation report.
Data Source: WorldOMeter

Note: This report is based on sources and information deemed to be true and reliable, but Dentons makes no representations to same.

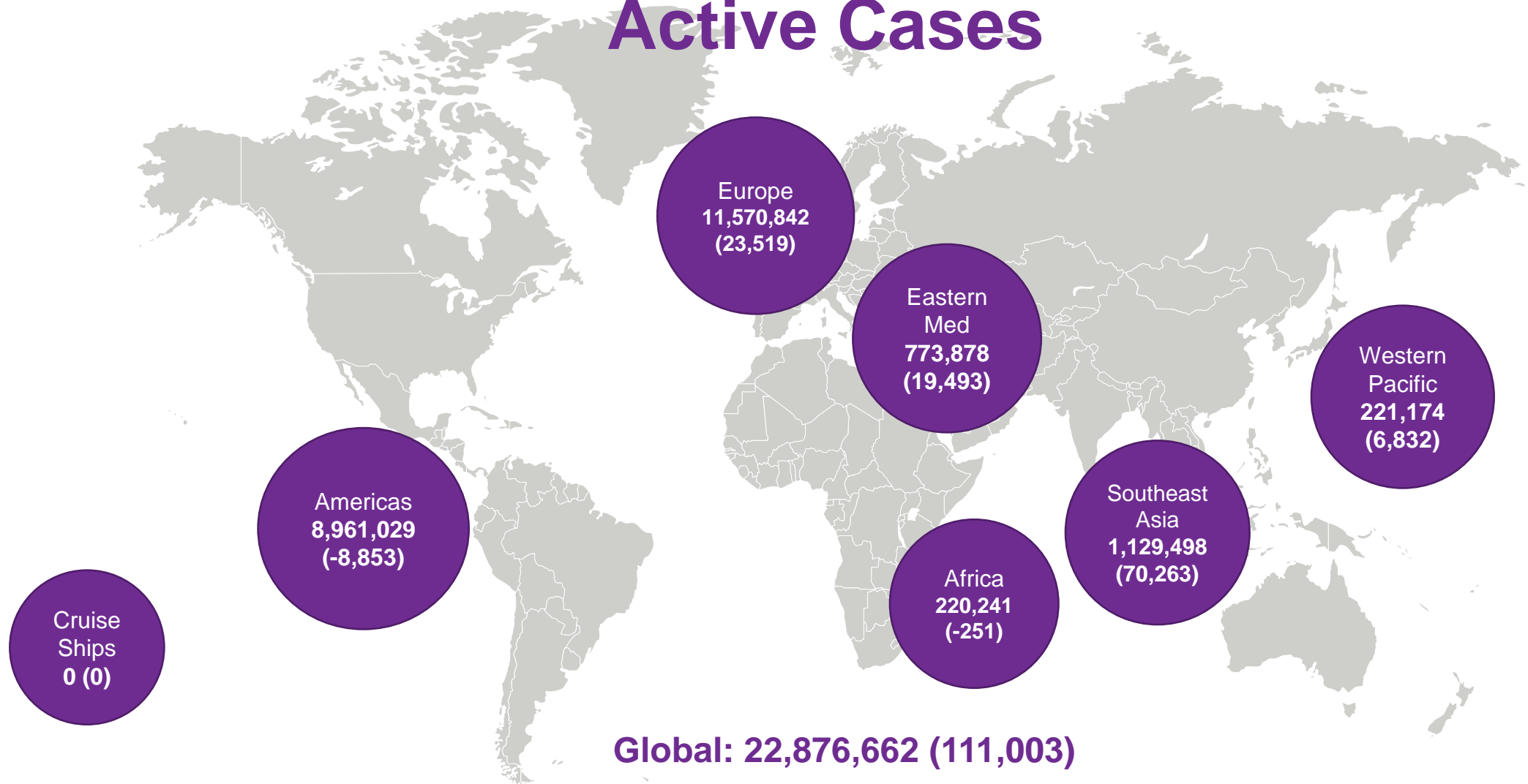
Total Deaths (New)



Reflects data as of 2100 hours the evening before the date of the situation report.
Data Source: WorldOMeter

Note: This report is based on sources and information deemed to be true and reliable, but Dentons makes no representations to same.

Active Cases



Reflects data as of 2100 hours the evening before the date of the situation report.
Data Source: WorldOMeter

Note: This report is based on sources and information deemed to be true and reliable, but Dentons makes no representations to same.

Country Risk Assessment

VERY HIGH RISK (>5,000 cases)

Country	Active Cases	Confirmed (New)	Deaths (New)	Cases / 1M Pop.	Deaths / 1M Pop	% Daily Change7-Day Av
US	6727578	30921979 (74811)	559111 (2576)	95153	1723	1.49%
France	4500588	4938521 (1353)	98495 (443)	74044	1495	4.04%
Netherlands	1308062	1343231 (6637)	16863 (26)	76868	971	3.66%
Brazil	1191776	13197031 (90973)	341097 (3733)	61750	1596	3.36%
India	910264	12926061 (126315)	166892 (684)	9297	120	5.46%
Sweden	828229	841807 (0)	13578 (33)	82957	1338	4.39%
Belgium	822968	904673 (1709)	23247 (45)	77799	1999	3.08%
Italy	547837	3700393 (13708)	112374 (627)	61271	1861	3.12%
Turkey	406004	3633925 (54740)	32943 (276)	42735	387	8.72%
Ukraine	375230	1784579 (15415)	35498 (481)	40995	815	6.19%
Poland	361217	2471617 (14910)	55703 (638)	65361	1473	6.06%
UK	308491	4381874 (2798)	127171 (45)	64075	1862	0.50%
Russia	275202	4606162 (8294)	101480 (374)	31553	695	1.33%
Mexico	256165	2256380 (4675)	205002 (603)	17361	1577	1.04%

Data Source: WorldOMeter

VERY HIGH RISK (>5,000 cases)

Country	Active Cases	Confirmed (New)	Deaths (New)	Cases/ 1M Pop.	Deaths/ 1M Pop	% Daily Change7-Day Av
Hungary	252115	693676 (1933)	22409 (311)	71947	2324	5.95%
Iran	244758	1984348 (20954)	63699 (193)	23396	751	4.98%
Germany	234898	2927572 (14936)	78174 (312)	34856	931	3.32%
Argentina	218611	2450068 (22039)	56832 (198)	53832	1249	4.13%
Ireland	211229	239325 (418)	4732 (5)	48058	950	1.45%
Spain	165640	3326736 (8788)	76037 (126)	71132	1626	1.27%
Philippines	158701	819164 (6414)	14059 (242)	7400	127	8.77%
Honduras	114039	192413 (1277)	4686 (5)	19194	467	2.03%
Indonesia	113570	1547376 (4860)	42064 (87)	5612	153	2.30%
Slovakia	101351	366894 (1161)	10243 (87)	67176	1875	1.56%
Czechia	99481	1560833 (5566)	27410 (104)	145543	2556	1.82%
Lebanon	88209	485918 (3120)	6512 (33)	71438	957	3.61%
Bangladesh	88192	659278 (7626)	9447 (63)	3973	57	7.28%
Serbia	87137	629388 (3615)	5579 (42)	72258	641	4.57%

Note: This report is based on sources and information deemed to be true and reliable, but Dentons makes no representations to same.

Country Risk Assessment

VERY HIGH RISK (>5,000 cases)

Country	Active Cases	Confirmed (New)	Deaths (New)	Cases / 1M Pop.	Deaths / 1M Pop	% Daily Change7-Day Av
Iraq	86606	895622 (8331)	14572 (37)	21893	356	4.99%
Romania	78353	988624 (5407)	24561 (175)	51655	1283	3.62%
Jordan	72885	650681 (5232)	7469 (86)	63292	727	6.01%
Bulgaria	71720	364419 (3556)	14034 (116)	52752	2032	5.98%
Colombia	69379	2479617 (11381)	64767 (243)	48338	1263	2.95%
Pakistan	64373	700188 (4004)	15026 (102)	3124	67	4.60%
Canada	62136	1028041 (7148)	23173 (32)	27057	610	4.47%
Ethiopia	52351	221544 (2163)	3058 (33)	1891	26	6.75%
Switzerland	47414	612575 (2301)	10432 (29)	70386	1199	1.87%
Cyprus	47043	49366 (529)	266 (2)	40661	219	7.09%
Kenya	41895	141365 (1523)	2276 (18)	2586	42	5.17%
Chile	38981	1043022 (5242)	23796 (62)	54206	1237	4.55%
Bolivia	37737	276890 (1498)	12366 (22)	23476	1048	1.98%
Egypt	37553	207293 (783)	12290 (37)	1997	118	2.49%

Data Source: WorldOMeter

Note: This report is based on sources and information deemed to be true and reliable, but Dentons makes no representations to same.

VERY HIGH RISK (>5,000 cases)

Country	Active Cases	Confirmed (New)	Deaths (New)	Cases/ 1M Pop	Deaths/ 1M Pop	% Daily Change7-Day Av
Dominican Republic	36625	254937 (334)	3369 (14)	23322	308	0.87%
Paraguay	35802	227116 (2380)	4584 (62)	31546	637	5.48%
Greece	35482	285015 (3445)	8607 (75)	27448	829	7.48%
Bosnia	34874	179248 (1742)	7132 (80)	54898	2184	5.37%
Tunisia	34362	264994 (1951)	9087 (48)	22244	763	4.14%
Austria	33688	566008 (3101)	9546 (29)	62572	1055	3.49%
Finland	33554	80416 (348)	862 (2)	14496	155	3.69%
Algeria	32696	118004 (125)	3116 (4)	2654	70	0.69%
Ecuador	32233	339604 (1902)	17057 (53)	19028	956	3.19%
West Bank & Gaza	30290	259133 (2672)	2753 (18)	49914	530	6.48%
Albania	29301	127192 (256)	2291 (8)	44235	797	1.60%
Azerbaijan	28144	276464 (2595)	3780 (37)	27080	370	5.34%
Kazakhstan	27672	258917 (2080)	3156 (27)	13664	167	5.38%
Peru	27061	1607898 (9305)	53725 (314)	48252	1612	3.68%

Country Risk Assessment

VERY HIGH RISK (>5,000 cases)

Country	Active Cases	Confirmed (New)	Deaths (New)	Cases / 1M Pop.	Deaths / 1M Pop	% Daily Change7-Day Av
Uruguay	26919	126987 (3924)	1231 (40)	36459	353	16.88%
Portugal	25847	825031 (663)	16890 (3)	81093	1660	0.40%
Japan	24915	489576 (2031)	9279 (30)	3880	74	3.57%
Costa Rica	22989	219846 (0)	3000 (0)	42857	585	1.40%
Jamaica	22325	41400 (72)	631 (9)	13934	212	5.22%
N Macedonia	21890	137728 (1302)	4073 (51)	66110	1955	5.60%
South Africa	20677	1553609 (756)	53111 (79)	25945	887	0.35%
Norway	20376	101082 (1305)	683 (6)	18535	125	4.95%
Estonia	20137	111664 (984)	976 (12)	84134	735	4.70%
Qatar	18401	186201 (940)	320 (8)	66316	114	3.35%
Armenia	17024	198898 (1025)	3647 (20)	67026	1229	3.15%
Oman	15901	166685 (1205)	1735 (7)	32022	333	4.48%
Lithuania	15343	222020 (1116)	3635 (10)	82444	1350	2.65%
Venezuela	14461	170189 (1115)	1705 (12)	5998	60	5.69%

VERY HIGH RISK (>5,000 cases)

Country	Active Cases	Confirmed (New)	Deaths (New)	Cases/ 1M Pop	Deaths/ 1M Pop	% Daily Change7-Day Av
Malaysia	14097	354468 (1139)	1304 (4)	10846	40	2.53%
Kuwait	14064	241469 (1517)	1379 (6)	55911	319	3.88%
Moldova	13739	237718 (1155)	5268 (44)	59035	1308	3.15%
UAE	13658	476019 (1883)	1520 (4)	47689	152	3.06%
Slovenia	13301	221890 (1189)	4092 (3)	106721	1968	2.83%
Croatia	11361	282548 (1649)	6149 (36)	69154	1505	3.86%
Libya	11326	165287 (969)	2772 (7)	23807	399	3.83%
Kosovo	10488	76070 (0)	1688 (0)			0.00%
Bahrain	10265	151931 (1120)	547 (2)	87000	313	4.93%
Mozambique	9583	68431 (139)	785 (0)	2144	25	1.25%
Guatemala	9038	198374 (1354)	6928 (25)	10919	381	2.00%
Denmark	8672	235623 (614)	2436 (3)	40451	419	1.84%
Nigeria	7652	163498 (110)	2058 (0)	778	10	0.37%
Myanmar	7506	142541 (11)	3206 (0)	2606	59	0.08%

Data Source: WorldOMeter

Note: This report is based on sources and information deemed to be true and reliable, but Dentons makes no representations to same.

Country Risk Assessment

VERY HIGH RISK (>5,000 cases)

Country	Active Cases	Confirmed (New)	Deaths (New)	Cases / 1M Pop.	Deaths / 1M Pop	% Daily Change7-Day Av
Belarus	7378	330536 (1278)	2314 (10)	34989	245	2.64%
South Korea	7214	106898 (668)	1756 (4)	2084	34	3.56%
Saudi Arabia	7044	394952 (783)	6719 (8)	11211	191	1.25%
Latvia	6976	105176 (643)	1946 (9)	56240	1041	2.67%
Papua New Guinea	6720	7634 (229)	68 (1)	841	7	21.99%
Somalia	6344	11978 (0)	576 (0)	738	35	4.84%
Georgia	6258	285645 (687)	3840 (8)	71711	964	1.36%
Lesotho	5921	10707 (0)	315 (0)	4968	146	0.01%
Mongolia	5297	12226 (575)	17 (4)	3684	5	30.91%
Cuba	5276	82601 (961)	442 (2)	7296	39	8.88%
Montenegro	5030	93309 (279)	1334 (8)	148551	2124	2.24%

Data Source: WorldOMeter

HIGH RISK 1,000-5,000 cases)

Country	Active Cases	Confirmed (New)	Deaths (New)	Cases/ 1M Pop	Deaths/ 1M Pop	% Daily Change7-Day Av
Syria	4870	19761 (120)	1342 (10)	1109	75	4.31%
Israel	4790	835216 (296)	6266 (9)	90808	681	0.25%
Cameroon	4717	57337 (0)	851 (0)	2120	31	16.86%
Panama	4518	357277 (364)	6148 (2)	81820	1408	0.62%
Morocco	4473	499698 (663)	8868 (2)	13416	238	0.72%
Botswana	4136	41710 (0)	616 (0)	17468	258	4.46%
Sudan	3834	30111 (0)	2063 (0)	675	46	0.00%
Luxembourg	3487	62793 (168)	762 (1)	99082	1202	1.83%
Mali	3408	10841 (83)	400 (4)	524	19	7.37%
Maldives	3110	25191 (138)	67 (0)	45986	122	4.41%
Gabon	2914	20265 (402)	124 (5)	8944	55	3.53%
Togo	2796	11501 (191)	113 (0)	1365	13	10.89%
Zambia	2753	89386 (315)	1224 (0)	4761	65	1.08%
Madagascar	2711	26127 (253)	469 (7)	925	17	6.51%

Note: This report is based on sources and information deemed to be true and reliable, but Dentons makes no representations to same.

Country Risk Assessment

HIGH RISK (1,000-5,000 cases)

Country	Active Cases	Confirmed (New)	Deaths (New)	Cases / 1M Pop.	Deaths / 1M Pop	% Daily Change7-Day Av
Afghanistan	2487	56943 (70)	2516 (4)	1438	64	0.75%
Kyrgyzstan	2430	89438 (161)	1512 (3)	13538	229	1.19%
Sri Lanka	2405	93910 (138)	588 (0)	4372	27	1.28%
Nicaragua	2323	6727 (0)	179 (0)	1006	27	0.74%
Burundi	2238	3017 (47)	6 (0)	248	1	6.86%
Nepal	2201	278768 (298)	3038 (2)	9438	103	0.52%
Yemen	2175	5047 (72)	986 (10)	166	33	13.67%
Australia	2144	29377 (13)	909 (0)	1142	35	0.25%
Guinea	2121	20554 (44)	131 (1)	1534	10	3.14%
Djibouti	1991	9306 (195)	90 (5)	9316	90	14.01%
Rwanda	1892	23041 (179)	314 (0)	1746	24	5.46%
Congo (Kinshasa)	1824	28410 (33)	745 (0)	310	8	0.94%
Thailand	1741	29905 (334)	95 (0)	428	1	3.48%

HIGH RISK (1,000-5,000 cases)

Country	Active Cases	Confirmed (New)	Deaths (New)	Cases/ 1M Pop	Deaths/ 1M Pop	% Daily Change7-Day Av
Congo (Brazzaville)	1739	10084 (0)	137 (0)	1794	24	4.00%
Malawi	1597	33718 (33)	1125 (1)	1729	58	0.50%
Ghana	1447	91009 (63)	752 (0)	2883	24	0.47%
Uzbekistan	1439	84127 (192)	633 (1)	2486	19	1.50%
Haiti	1235	12803 (0)	251 (0)	1112	22	0.32%
Cabo Verde	1228	18214 (191)	175 (2)	32490	312	4.08%
Namibia	1185	45039 (31)	548 (6)	17484	213	2.00%
Cote d'Ivoire	1177	44880 (26)	257 (1)	1670	10	2.21%
El Salvador	1114	65491 (0)	2037 (4)	10058	313	1.62%
Sierra Leone	1088	3993 (3)	79 (0)	493	10	0.33%
Cambodia	1069	2915 (91)	22 (0)	173	1	16.30%

Data Source: WorldOMeter

Note: This report is based on sources and information deemed to be true and reliable, but Dentons makes no representations to same.

US Risk Assessment

VERY HIGH RISK (>5,000 cases)

State & Territory	Active Cases	Confirmed (New)	Deaths (New)	Cases / 1M Pop.	Deaths / 1M Pop	% Daily Change7-Day Av
California	1665722	3687083 (2038)	59986 (99)	93337	1518	0.50%
New York	642920	1925080 (6643)	50843 (92)	101170	2628	2.70%
Virginia	566629	629155 (1550)	10415 (14)	73710	1220	1.62%
Florida	463885	2096747 (5885)	33822 (42)	97624	1576	1.86%
Maryland	402184	420526 (1471)	8389 (11)	69558	1388	2.18%
Kentucky	374540	430860 (1019)	6198 (14)	96439	1387	0.92%
South Carolina	311075	558631 (828)	9213 (9)	108499	1789	1.25%
Georgia	289652	1068199 (1528)	19305 (67)	100608	1818	0.81%
Michigan	200978	795492 (9369)	17373 (30)	79654	1740	6.18%
New Jersey	200788	937979 (4243)	24749 (49)	105602	2786	3.11%
Alabama	186219	517452 (338)	10652 (0)	105534	2172	0.40%
Washington	185164	372170 (1518)	5306 (7)	49213	704	2.06%
Rhode Island	128940	140025 (476)	2635 (3)	132179	2487	1.93%
Missouri	122069	585906 (775)	8878 (2)	94692	1498	0.72%

VERY HIGH RISK (>5,000 cases)

State & Territory	Active Cases	Confirmed (New)	Deaths (New)	Cases/ 1M Pop.	Deaths/ 1M Pop	% Daily Change7-Day Av
Colorado	118567	472168 (1914)	6140 (8)	81991	1091	2.14%
Texas	92597	2815110 (3840)	48918 (103)	97221	1695	0.82%
Pennsylvania	82989	1057126 (4676)	25269 (52)	82808	1984	2.79%
Idaho	78306	182531 (349)	1980 (6)	102140	1108	1.09%
Illinois	71676	1265351 (3774)	23702 (29)	99864	1870	1.65%
Wisconsin	67101	641642 (938)	7356 (7)	99923	1143	0.87%
Nebraska	45922	212785 (528)	2183 (0)	110000	1129	1.62%
Maine	38967	52677 (400)	747 (1)	39188	556	4.13%
Ohio	35512	1030864 (2064)	18741 (0)	88190	1603	1.29%
Massachusetts	35075	650573 (2550)	17358 (21)	94388	2518	2.30%
Connecticut	34236	318767 (1038)	7935 (5)	89409	2226	2.55%
Hawaii	31098	31565 (76)	467 (0)	21445	330	2.57%
North Carolina	24874	924810 (1380)	12212 (23)	88177	1164	1.15%
Indiana	20563	693452 (1212)	13099 (15)	103005	1946	1.00%

Data Source: Johns Hopkins University

Note: This report is based on sources and information deemed to be true and reliable, but Dentons makes no representations to same.

US Risk Assessment

VERY HIGH RISK (>5,000 cases)

State & Territory	Active Cases	Confirmed (New)	Deaths (New)	Cases / 1M Pop.	Deaths / 1M Pop	% Daily Change7-Day Av
Arizona	17573	846230 (750)	17023 (27)	116261	2339	0.52%
Nevada	16579	305929 (277)	5308 (11)	99323	1723	0.71%
Minnesota	15838	532658 (1996)	6986 (19)	94449	1237	2.46%
Oregon	15243	168128 (470)	2434 (7)	39862	577	1.85%
New Mexico	14617	192989 (216)	3963 (2)	92039	1890	0.69%
Iowa	12876	354829 (272)	5836 (1)	121552	1850	0.97%
Tennessee	12813	819505 (1497)	11976 (9)	120001	1754	0.94%
District of Columbia	12115	45328 (94)	1076 (2)	64227	1525	1.80%
Puerto Rico	12002	110679 (446)	2141 (2)	62056	632	2.90%
Alaska	10377	64303 (222)	313 (0)	84335	422	2.34%
Oklahoma	10136	441906 (1764)	6669 (1716)	111678	1685	0.80%
Utah	8975	388426 (612)	2139 (2)	121158	667	0.72%
Kansas	7633	305323 (530)	4891 (0)	104860	1702	0.45%
Louisiana	7535	447655 (700)	10185 (11)	96295	2191	0.61%

VERY HIGH RISK (>5,000 cases)

State & Territory	Active Cases	Confirmed (New)	Deaths (New)	Cases/ 1M Pop.	Deaths/ 1M Pop	% Daily Change7-Day Av
Delaware	7327	97042 (236)	1567 (0)	99657	1609	2.31%
West Virginia	6897	144374 (364)	2722 (15)	80559	1519	1.83%

HIGH RISK (1,000-5,000 cases)

State & Territory	Active Cases	Confirmed (New)	Deaths (New)	Cases/ 1M Pop.	Deaths/ 1M Pop	% Daily Change7-Day Av
Mississippi	3965	306611 (453)	7077 (22)	103023	2378	0.48%
Vermont	3417	20442 (69)	230 (1)	32760	369	5.71%
New Hampshire	3387	86935 (414)	1250 (1)	63936	919	3.17%
Virgin Islands	2919	2945 (0)	26 (0)			1.29%
South Dakota	2511	118975 (295)	1938 (0)	134487	2191	1.02%
Arkansas	1696	331505 (244)	5660 (7)	109850	1876	0.33%
North Dakota	1140	104167 (193)	1499 (0)	136691	1926	1.03%

Data Source: Johns Hopkins University

Note: This report is based on sources and information deemed to be true and reliable, but Dentons makes no representations to same.

Contacts

This summary is based on reports sourced from among the 75 countries in which Dentons currently serves clients as well as from firms in other locations, some of which will formally join Dentons later in 2020. We are pleased to share this complimentary summary and contemporaneous assessment, with the caveat that developments are changing rapidly. This is not legal advice, and you should not act or refrain from acting based solely on its contents. We urge you to consult with counsel regarding your particular circumstances.

To read additional analysis, visit the [Dentons Flashpoint portal](#) for insights into geopolitics and governance; industry and markets; cyber and security; science, health and culture; and economic and regulatory issues.

Karl Hopkins

Partner and Global Chief Security Officer
Dentons
Washington, DC

D +1 202 408 9225
karl.hopkins@dentons.com

Melissa Mahle

Senior Analyst
Dentons
Washington, DC

D +1 202 408 6383
melissa.mahle@dentons.com