

Dentons Flashpoint

Daily Global Situation Report

February 1, 2021

Global Situation Update: February 1, 2021

KEY TAKEAWAYS

A military coup in Myanmar deposed the democratically elected government of Nobel laureate Aung San Suu Kyi.

The EU secured agreement on additional vaccines from BioNTech, averting export ban threats.

Retail investors target the silver market triggering an 8-year high.

Note: This report is based on sources and information deemed to be true and reliable, but Dentons makes no representations to same.

Global

Russian dissident Alexei Navalny, the World Health Organization and climate campaigner Greta Thunberg are among those nominated for this year's Nobel Peace Prize.

- A **fact-finding team** led by the WHO was in China's Hubei region Monday, having visited over the weekend local hospitals, as well as a seafood market in Hubei's capital, Wuhan, where the first cluster of cases were detected.
- **Timetables for vaccinating** enough people to effectively curb Covid-19 are slipping in many countries, raising fears that a large portion of the world will still be battling the pandemic and its economic effects well into 2022 or beyond.

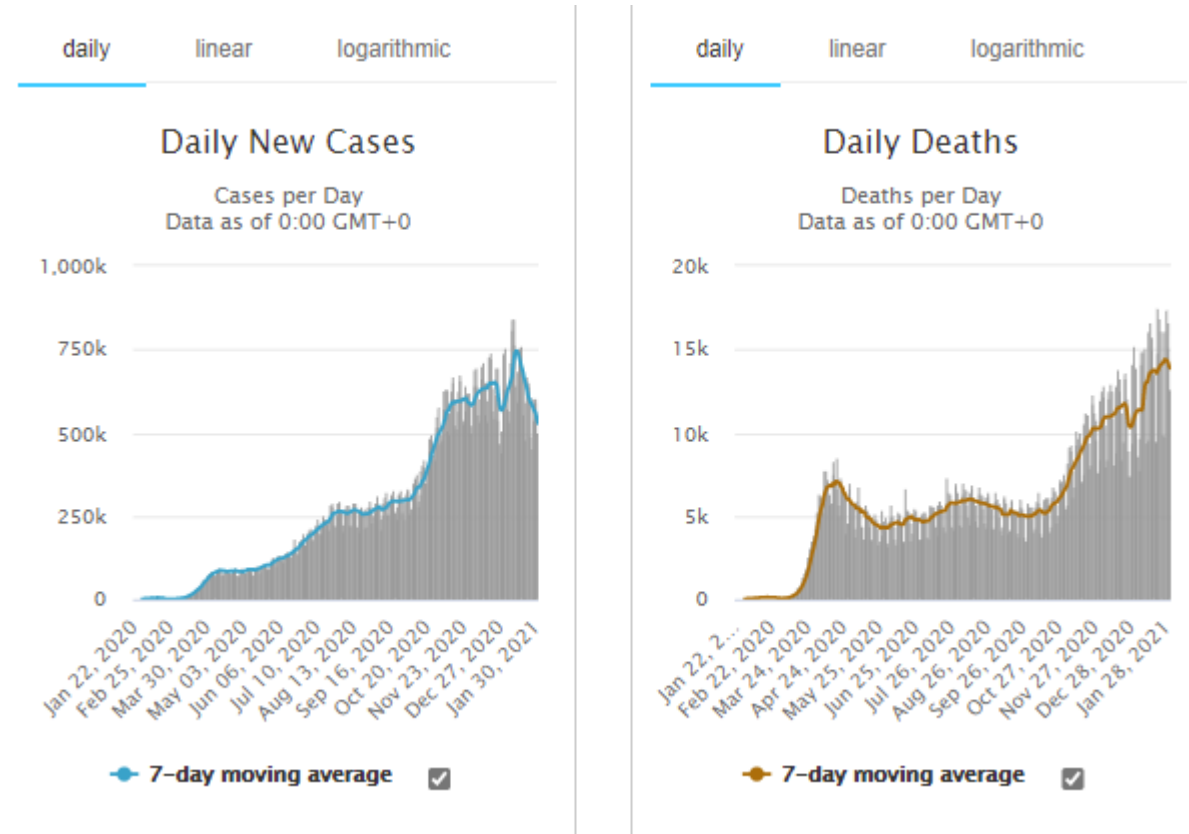
Note: This report is based on sources and information deemed to be true and reliable, but Dentons makes no representations to same.

Global

Confirmed coronavirus cases globally surpassed 102 million, with deaths at 2.2 million. The rate of new infections and deaths continued to ease.

The number of daily new cases in the US and UK dropped, while remaining high. Spain and Portugal are the new hotspots in Europe, with high daily new cases and record high hospitalizations.

Conditions remain poor in Brazil, which averaged 51,450 daily new cases, but the outbreak shows signs of peaking. The spread of the virus variants, however, could yet lead to a new surge.



Note: This report is based on sources and information deemed to be true and reliable, but Dentons makes no representations to same.

COVID-19 Vaccine

Ursula von der Leyen has promised Boris Johnson that future EU controls on vaccines will not disrupt contracted supplies of the Belgian-made BioNTech/Pfizer vaccine to Britain after mis-signals on Friday.

- Clinical trial data on **Novavax and Johnson & Johnson vaccines** show that a coronavirus variant first identified in South Africa is lessening their ability to protect against the illness. Novavax showed 50 percent effective in South Africa while 89.3 percent effective in the UK. Johnson & Johnson reported 72 percent efficacy in the US compared with 57 percent in South Africa.
- **BioNTech** will deliver up to 75 million more vaccine doses to the EU during the second quarter than originally planned, thanks to the modification of production sites in Belgium and Germany.
- Dubai has launched a **vaccine logistics alliance** to expedite the distribution of vaccines around the world, with a focus on hard-hit developing countries. The alliance will harness the capabilities of several Dubai-based companies including Emirates, DP World, and Dubai Airports and is working with manufacturers, government agencies, and other relevant stakeholders to achieve its goals

Note: This report is based on sources and information deemed to be true and reliable, but Dentons makes no representations to same.

COVID-19 Vaccine

Globally, 94.91 million have received vaccinations.

Leaders in total doses:

Asia: 39.6 percent

North America: 32.9 percent

Europe: 24.8 percent

South America: 2.6 percent

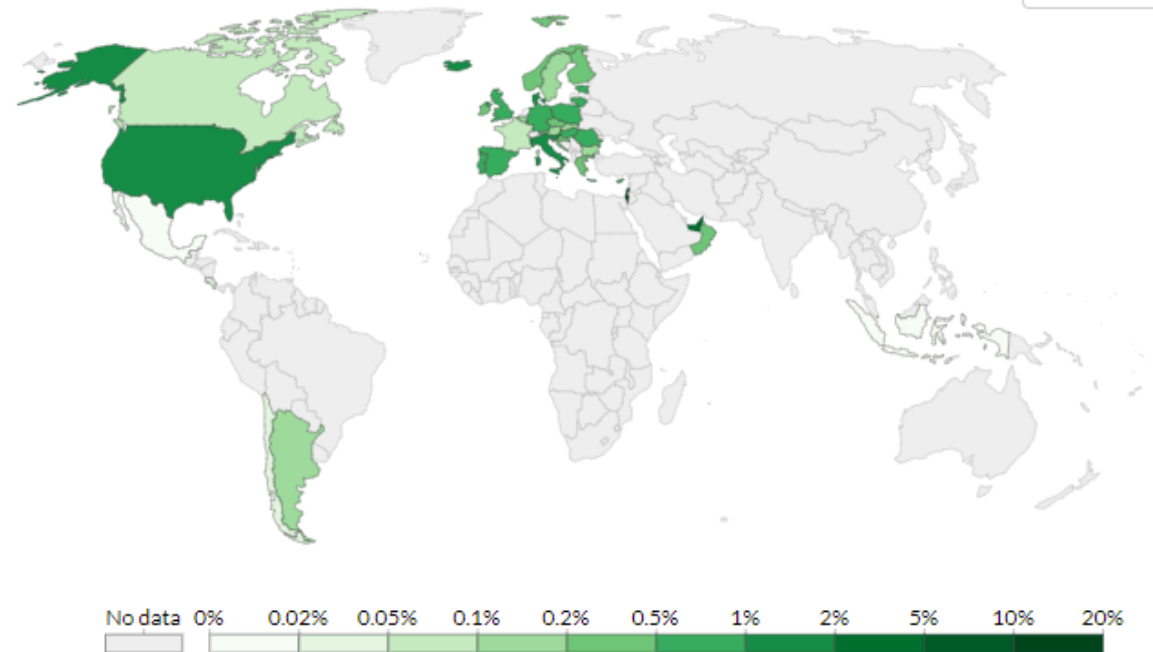
Rest: 0.1 percent

Share of the population fully vaccinated against COVID-19, Jan 31, 2021

Our World
in Data

Share of the total population that have received all doses prescribed by the vaccination protocol. This data is only available for countries which report the breakdown of doses administered by first and second doses.

World



Source: Official data collated by Our World in Data - Last updated 31 January, 20:10 (London time)

CC BY

Note: This report is based on sources and information deemed to be true and reliable, but Dentons makes no representations to same.

大成 DENTONS

Markets

India plans to introduce a law to ban private cryptocurrencies such as bitcoin and put in place a framework for an official digital currency to be issued by the central bank.

- **Asia-Pacific equities** lacked clear direction on Monday ahead of figures on the region's manufacturing sector.
- With chatrooms abuzz with talk that **silver** was the new target of retail investors, silver-exposed stocks, funds and coins jumped, helping push spot silver up more than 11 percent to an eight-year high.
- **Gold** followed silver higher, while **oil** also gained.

Business

US Lawmakers from both parties are pushing back against companies that have suspended campaign donations, saying the freeze is unfairly punishing everyone and could undermine corporate interests in Washington.

- British online fashion retailer **ASOS** is negotiating a deal to buy Topshop and Miss Selfridge from the administrators of British tycoon Philip Green's **Arcadia Group** for almost 300 million pounds (\$411 million).
- Three units of Chinese conglomerate **HNA**, reported that nearly \$10 billion had been embezzled by shareholders, in disclosures to stock exchanges that come amid a government-led probe.
- **JD Sports Fashion** said on Monday it would buy Baltimore-based **DTLR Villa LLC** for \$495 million as Britain's biggest sportswear retailer further expands its presence in the United States market.
- **Ryanair** warned it could lose nearly €1 billion in this financial year and that it faces "*the most challenging*" period in its history as European governments restrict travel to control the spread of coronavirus.

Note: This report is based on sources and information deemed to be true and reliable, but Dentons makes no representations to same.

Africa

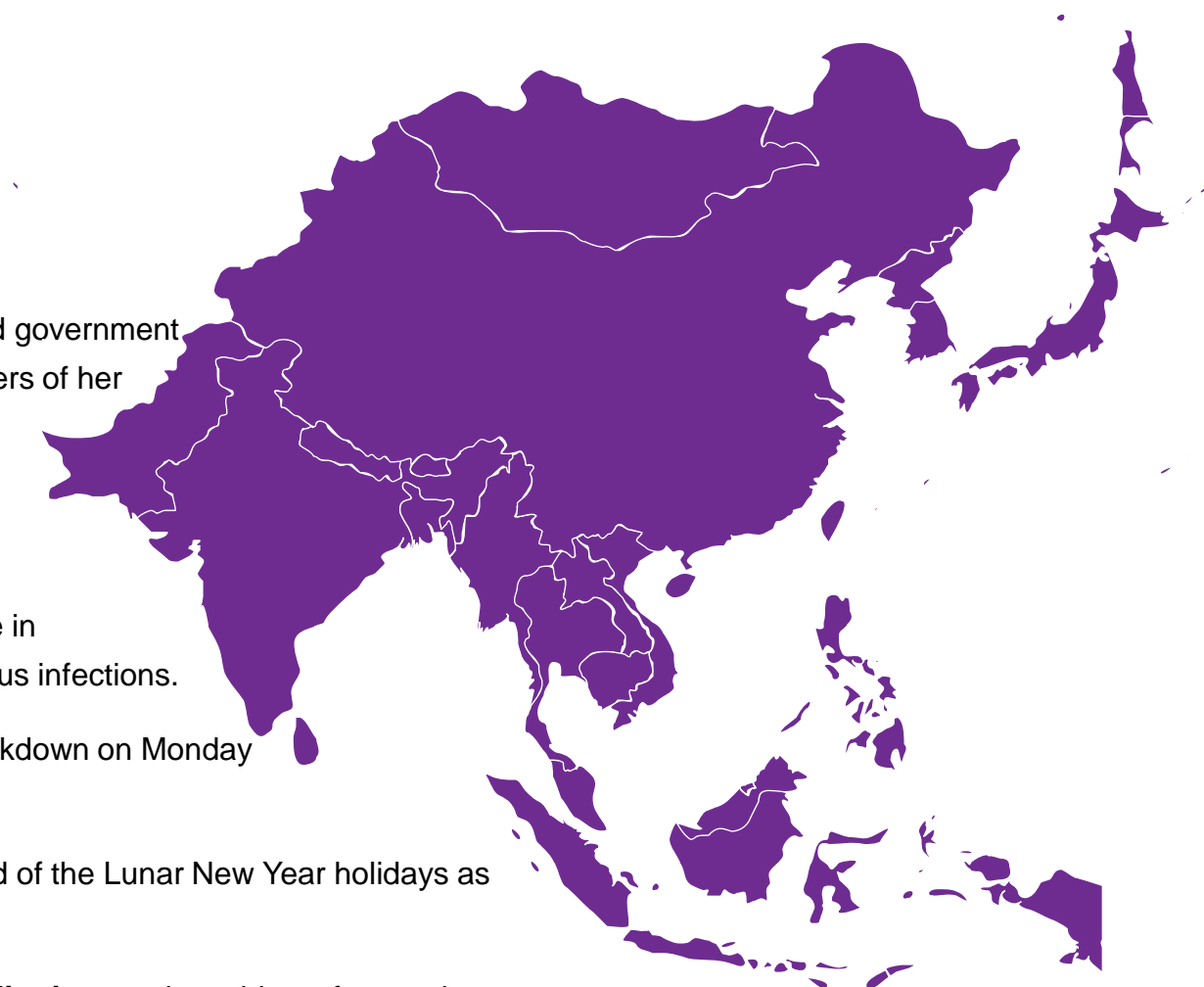
- **South Africa** reported it has secured another 20 million vaccine doses Pfizer, bring the total number of secured doses to 42 million. The first set of vaccines, earmarked for healthcare workers, started today.
- The former ruling party in **Ethiopia's** northern region of Tigray is committed to *"extended resistance,"* according to an audio message and who also accused federal government forces and their allies of rape and looting.
- At least one of the more than 100 young women still missing after their abduction by Islamist militant group Boko Haram in the **Nigerian** town of Chibok almost seven years ago managed to escape her captors this week, during a Nigerian military offensive against Boko Haram fighters in the Sambisa Forest in the country's northeast.



Note: This report is based on sources and information deemed to be true and reliable, but Dentons makes no representations to same.

Asia

- **Myanmar's** military seized power in a coup against the democratically elected government of Nobel laureate Aung San Suu Kyi, who was detained along with other leaders of her National League for Democracy party in early morning raids.
- Nguyen Phu Trong won a rare third term as general secretary of the ruling **Vietnam's** Communist Party at a five-yearly party congress.
- Operating conditions for **China's** manufacturers improved at the slowest pace in seven months in January as export orders fell amid a resurgence in coronavirus infections.
- About 2 million **Australians** began their first full day of a strict coronavirus lockdown on Monday following the discovery of one case in the community in Perth.
- **South Korea** will extend its social distancing curbs by two weeks until the end of the Lunar New Year holidays as new COVID-19 infection clusters emerge in the country,
- The Asian Development Bank said on Monday it would grant \$25m to the **Philippines** so it could pay for vaccines.
- The **Indian** government plans to boost support for agriculture as it looks to defuse tensions amid mass protests against its contentious farm reforms. India's fiscal deficit widened to 9.5 percent of GDP in the current financial year, as government revenues collapsed, and public spending was increased to bring relief to those hit hardest by the restrictions.



Note: This report is based on sources and information deemed to be true and reliable, but Dentons makes no representations to same.

How do You Manage Risks?

The coronavirus pandemic has not just added a new layer of risk for business leaders to navigate, but has accelerated drivers of change, including disruptive technologies, political and economic realignments and cultural priorities on equality, justice and conservation, while increasing vulnerabilities that bad actors seek to exploit.

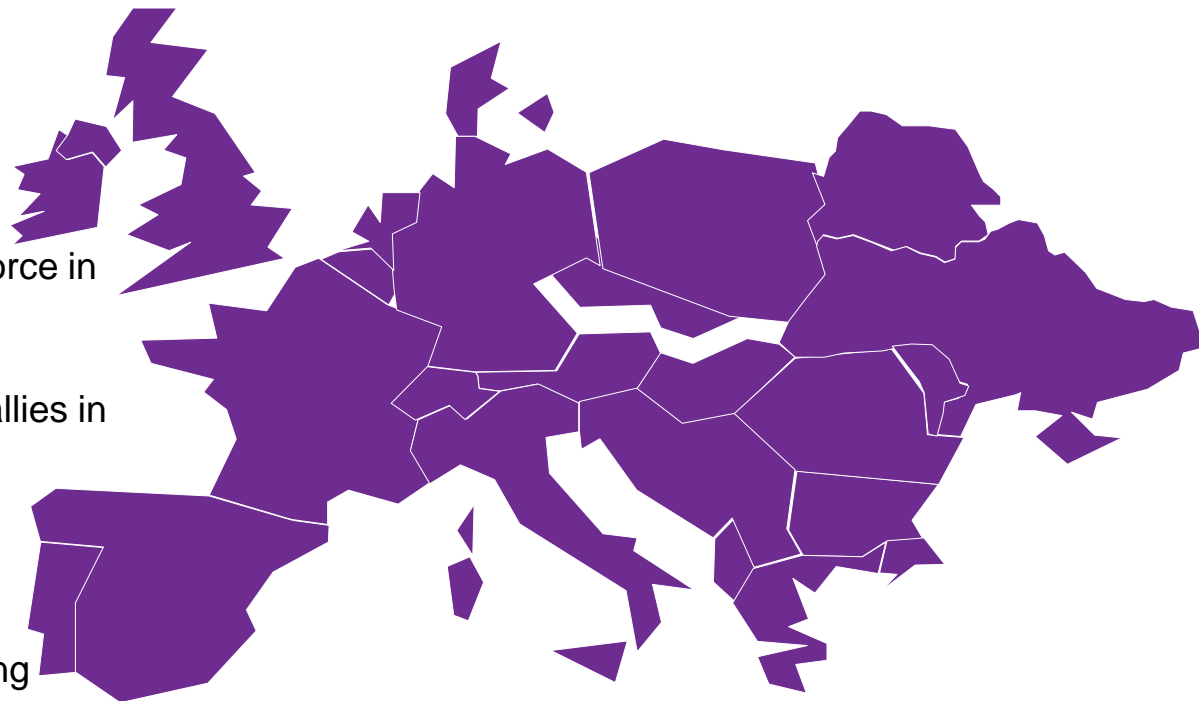
Dentons Intelligence and Security Services Group offers bespoke services to provide business leaders with the intelligence they need to understand and thrive in complex operating environments.

- ❖ due diligence and compliance investigations
- ❖ physical and cyber security assessments
- ❖ country and political risk assessments
- ❖ enterprise risk management and organizational resiliency advice
- ❖ crisis and incident response (physical security breaches and cyber incidents, insider threats and reputational impacts)

To learn more about the bespoke intelligence and risk services from Dentons, contact [Karl Hopkins](#).

Europe

- **Euro zone** unemployment was stable at 8.3 percent of the workforce in December.
- **Russian** police detained more than 1,000 people and broke up rallies in Moscow and across Russia as supporters of Kremlin critic Alexei Navalny again took to the streets to protest his jailing.
- **Britain** will next week formally apply to join the Comprehensive and Progressive Agreement for Trans-Pacific Partnership, a trading bloc of 11 countries, which removes most tariffs between **Australia, Brunei, Canada, Chile, Japan, Malaysia, Mexico, New Zealand, Peru, Singapore and Vietnam.**
- **Portugal** reported close to half of all its COVID-19 deaths in January, highlighting the severe worsening of the pandemic. Portugal is close to running out of ICU beds for COVID patients and is considering sending some critical patients to Portuguese islands. **France** is closing its borders to people arriving from outside the EU starting Sunday to try to stop the spread of new variants of the coronavirus and to avoid a third lockdown. **Russia** has begun supplying its Sputnik V COVID-19 vaccine to the rebel-controlled region of Donetsk in eastern **Ukraine** despite a ban by Kyiv. The **UK** has secured a further 40 million doses of a coronavirus vaccine from Valneva of France, taking its total doses above 400 million to the end of next year for a population of 67 million.



Note: This report is based on sources and information deemed to be true and reliable, but Dentons makes no representations to same.

Middle East

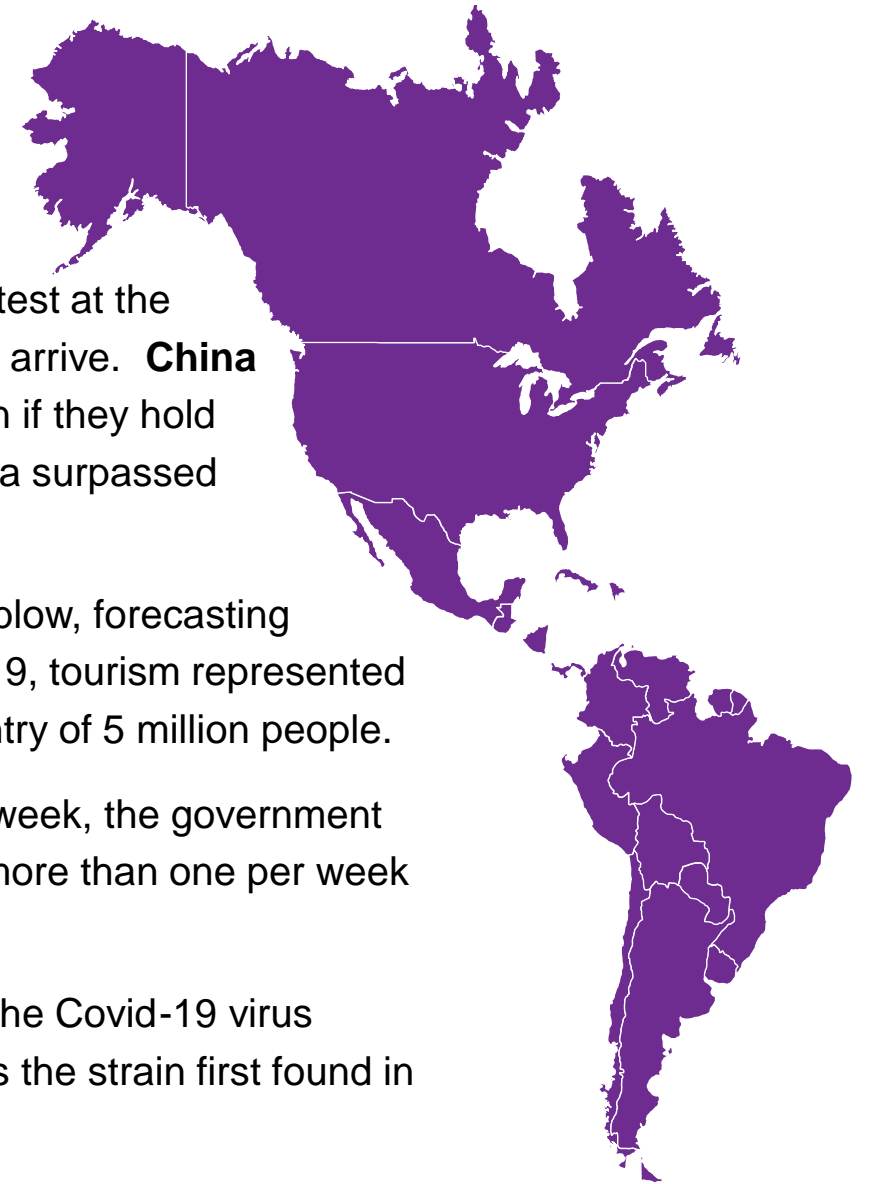
- A joint **U.S.-Iraqi** military strike killed the top leader of Islamic State in Iraq this week, setting back the extremist group's local leadership as it attempts to stage a bloody resurgence.
- NATO plans to stay in **Afghanistan** beyond the May deadline envisaged by the insurgent Taliban's deal with the **US**, a move that could escalate tensions with the Taliban demanding full withdrawal.
- A small bomb went off near the **Israeli** embassy in New Delhi, **India**, causing no injuries, in an incident that an Israeli official said was being treated as terrorism.
- **Israel** has agreed to transfer 5,000 doses of the coronavirus vaccine to the **Palestinians** to immunize front-line medical workers. Israel's cabinet has extended a lockdown due to expire on Sunday for another five days, in part due to a rise in infections attributed to a highly-transmissible variant first identified in Britain.
- The **UAE** surpassed 300,000 virus infections.
- **Lebanon's** caretaker Prime Minister Diab condemn days of violent protest in Tripoli, the country's most impoverished city, as "an assault on the state and its integrity." The protests broke out after the government extended coronavirus lockdown. Lebanon has 300,000 reported virus cases.



Note: This report is based on sources and information deemed to be true and reliable, but Dentons makes no representations to same.

Americas

- All airline passengers arriving in **Canada** will be required to take a COVID-19 test at the airport and wait in a hotel for up to three days at their expense until the results arrive. **China** has temporarily banned entry of foreign nationals travelling from Canada, even if they hold valid Chinese residence permits for work, citing COVID-19 restrictions. Canada surpassed 20,000 coronavirus deaths over the weekend.
- **Costa Rica** expects to see the tourist trade stagnant in 2021 after COVID-19 blow, forecasting receiving one-third of the 3,139,000 international tourists it had in 2019. In 2019, tourism represented 8.5 percent of gross domestic product and 9 percent of formal jobs in the country of 5 million people.
- Most travelers entering **Cuba** as of February 6 will be quarantined for up to a week, the government announced, and flights from the **US** and some other countries reduced to no more than one per week per airline.
- **Mexican** health authorities are conducting studies into whether a mutation of the Covid-19 virus detected in the western state of Jalisco is a serious new variant or whether it is the strain first found in South Africa.

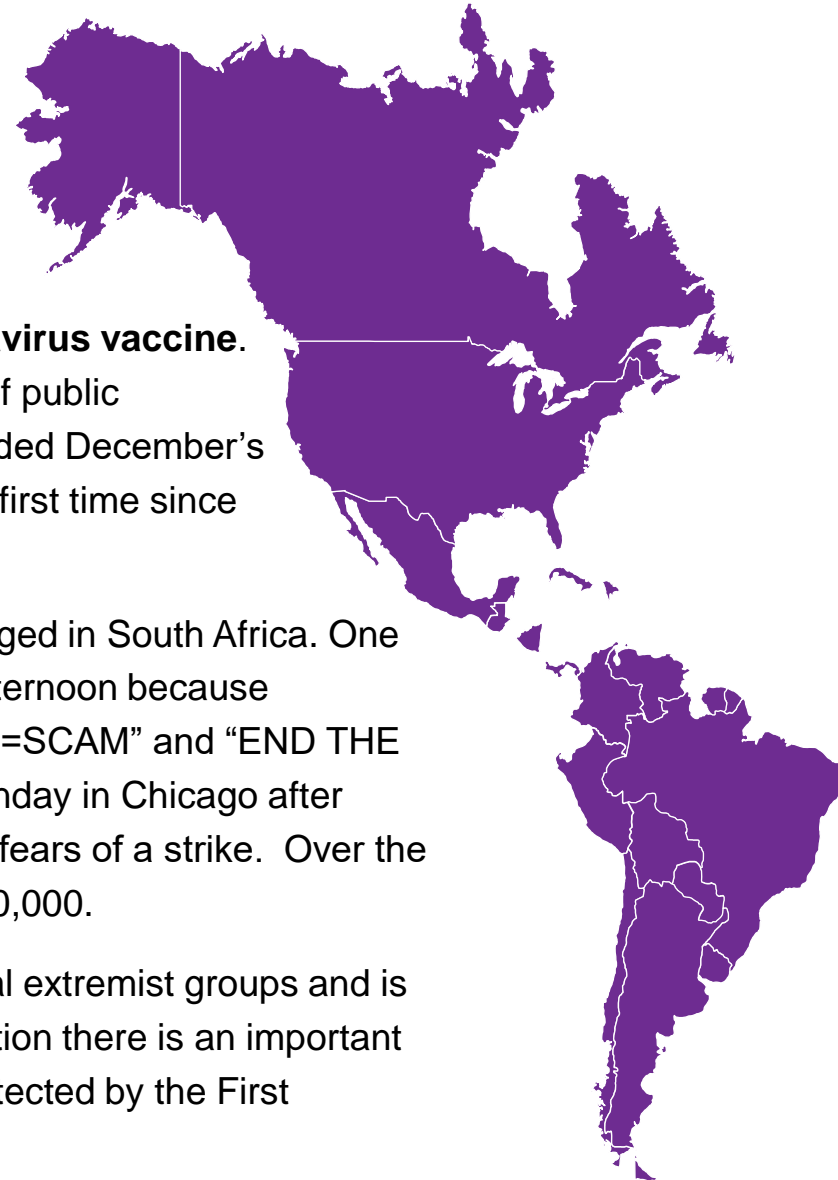


Note: This report is based on sources and information deemed to be true and reliable, but Dentons makes no representations to same.

Americas: US

- Across the nation, 25.2 million Americans have received at least one dose of the **coronavirus vaccine**. The CDC issued a sweeping order requiring the use of **face masks** on nearly all forms of public transportation, effective today. COVID-19 **deaths** in January set a record, as they exceeded December's figure by more than 20,000. Nationally, **hospitalizations** dropped below 100,000 for the first time since December 1.
- **Maryland** becomes the second state to report case of coronavirus variant that first emerged in South Africa. One of the largest vaccination sites in Los Angeles, **California**, briefly shut down Saturday afternoon because maskless, anti-vaccine protesters blocked the entrance, carrying signs that read "COVID=SCAM" and "END THE LOCKDOWN." In **Illinois**, a plan to send 62,000 students grades K-8 back to school Monday in Chicago after almost a year is in limbo as negotiations with the teachers' union stalled Sunday, raising fears of a strike. Over the weekend, **Georgia** surpassed 900,000 virus cases, **Virginia** 500,000 and **Louisiana** 400,000.
- The FBI is probing interactions between on-the-ground instigators and leaders of national extremist groups and is finding evidence that the **assault on the US Capitol** was coordinated. Investigators caution there is an important legal distinction between gathering like-minded people for a political rally — which is protected by the First Amendment — and organizing an armed assault on the seat of American government.
- Republican senators urged President Biden to significantly downsize his sweeping \$1.9 trillion **COVID-19 relief package** to win bipartisan support as Democrats in Congress prepared to push ahead with his plan this week.

Note: This report is based on sources and information deemed to be true and reliable, but Dentons makes no representations to same.



Vaccine Update: Immunization for Teachers

“As obstacles to vaccine campaigns persist, teachers’ vaccinations remain caught up in the messy politics of prioritizing who can receive a vaccine when, while educational outcomes suffer.”

In the first week of his presidency, Joe Biden announced his plan to reopen schools for full-time in-person instruction within the first 100 days of his term, immediately sparking backlash from many teachers’ unions. In addition to questions of funding the reopening, school reopening has focused on a central issue: vaccination. Some teachers have asked that they be vaccinated before returning to in-person instruction, but most state and local governments have not prioritized vaccinations for instructors, citing vaccine shortages and data suggesting that chance of transmission in schools is low with proper safety restrictions. As of end-December, most schools were still conducting school online: a study by Education Next found that 53 percent of schools are fully remote, 19 percent are using the hybrid model, and 28 percent are fully in person. However, those numbers are

changing as schools attempt to comply with Biden’s goal: for example, the issue is coming to a head today in Chicago, where the Chicago Teachers Union has voted to authorize a work stoppage rather than return to in-person instruction, potentially grinding the third-largest public school system in the US to a halt. As obstacles to vaccine campaigns persist, teachers’ vaccinations remain caught up in the messy politics of prioritizing who can receive a vaccine when, while educational outcomes suffer.

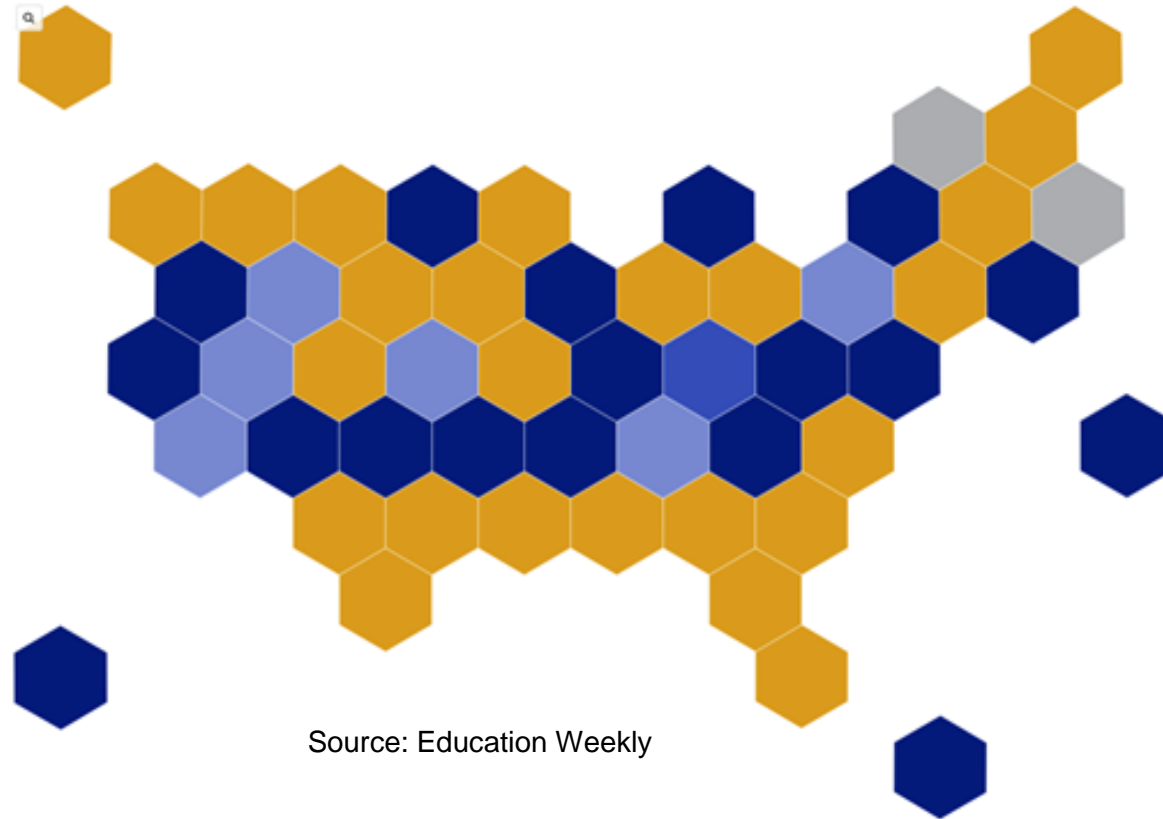
Like most public health efforts during the coronavirus pandemic, vaccination plans for teachers vary across a patchwork of state and local guidelines. As of January 28, vaccines were available to some or all teachers in 23 states, the District of Columbia, and Puerto Rico, according to a tally by *EdWeek*, with

Note: This report is based on sources and information deemed to be true and reliable, but Dentons makes no representations to same.

Vaccine Update: Immunization for Teachers

Map: Teacher Eligibility for Vaccines By State

- Teachers are eligible
- Teachers over 50 are eligible
- Teachers are eligible in some places
- Teachers are not yet eligible
- N/A



Note: This report is based on sources and information deemed to be true and reliable, but Dentons makes no representations to same.

Vaccine Update: Immunization for Teachers

most other states planning to start vaccinating teachers by March at the latest. However, most governments are refusing to tie reopening to teacher vaccine progress, a core demand of the American Teacher's Union, instead arguing that vaccination - where it is taking place - is but one of many risk mitigation strategies. Committing to vaccinating teachers could delay a return to in-person instruction for months, especially when recurrent delays and shortages are factored in. Ohio Gov. DeWine, one of the few governors to pin school reopening to teacher vaccination, is aiming to open schools by March 1, but these timelines may be thrown into chaos as more infectious variants take hold in the US.

On the other hand, choosing to prioritize teachers is not without controversy either - Oregon Gov. Kate Brown has been criticized for her decision to prioritize teachers even over the elderly and other frontline workers. Some areas, such as DC, prioritized teachers but not childcare workers more broadly, a policy that sparked backlash from parents and workers who questioned why teachers, currently working remotely, were prioritized ahead of other childcare providers,

who skew older and are often paid minimum wage, and other frontline workers who cannot work remotely.

Despite teachers' calls for full vaccination, recently released studies back the argument that teachers are in less need of vaccination than other at-risk groups. Last week, two CDC-backed studies found that the risk of transmission in a school setting was low when restrictions such as mask-wearing and social distancing in place, and when effective mitigation strategies, such as limiting gatherings and indoor dining, were being implemented in the wider community. However, both conditions are easier said than done. Enforcing COVID-19 restrictions requires funding that school districts, at this point in the pandemic, largely do not have, leading many teachers to worry that safety precautions are not being sufficiently upheld, and state leaders face constant pressure to keep the economy going. President Biden's proposed \$1.9 trillion COVID-19 spending package includes \$130bn for K-12 schools to safely reopen, but the measure is fiercely opposed by Republican lawmakers, and will likely take time to materialize. Further, the proliferation of new, more infectious

Vaccine Update: Immunization for Teachers

variants could contradict these findings, as the effect and transmissibility of the new strains in children is not understood.

Teachers are divided on returning to in-person instruction before they are vaccinated - a project that will extend into March, at least, according to most states' timelines - or until President Biden is able to pass his COVID-19 spending package. Just last week, top medical advisor Dr. Fauci admitted that Biden's 100-day timeline "might not happen." Until then, it is also important to note that the impact of these reopening concerns largely fall along socioeconomic lines - a survey by Education Next found that 60 percent of students in private schools, which have greater funding and more flexibility to set their own standards rather than waiting for government direction, are receiving instruction in person full-time, compared to just 18 percent of students in public schools. This discrepancy will widen educational gaps between high and lower-income students as the negative effects of online education compound over the coming months.

Note: This report is based on sources and information deemed to be true and reliable, but Dentons makes no representations to same.

Country in Charts: United States

Since December 14, 31.1 million vaccine doses have been administered across the nation, of which 5.7million are second doses; 16.8 million are Pfizer-BionTech while 14.3 are Moderna vaccines.

Some progress is being made on closing the gap between the number of doses distributed and administered – 18.8 million.

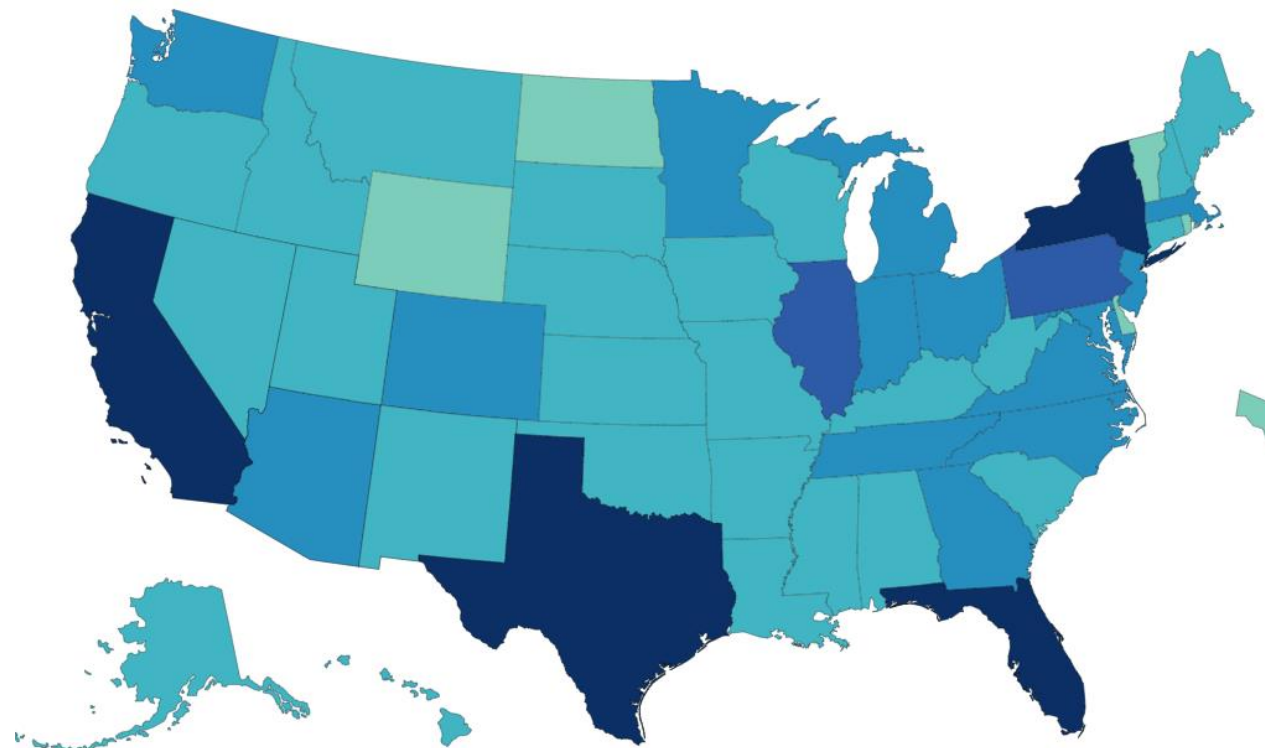
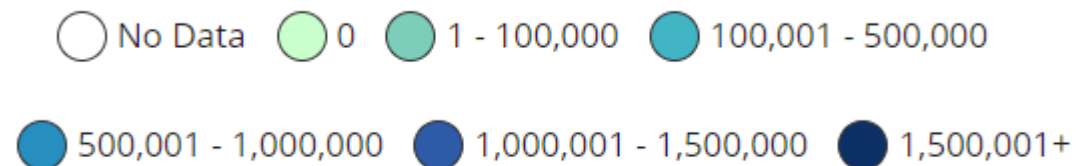
Territories

GU AS RP FM MP PR MH VI

Federal Entities

BoP DoD IHS VHA

Total Doses Administered



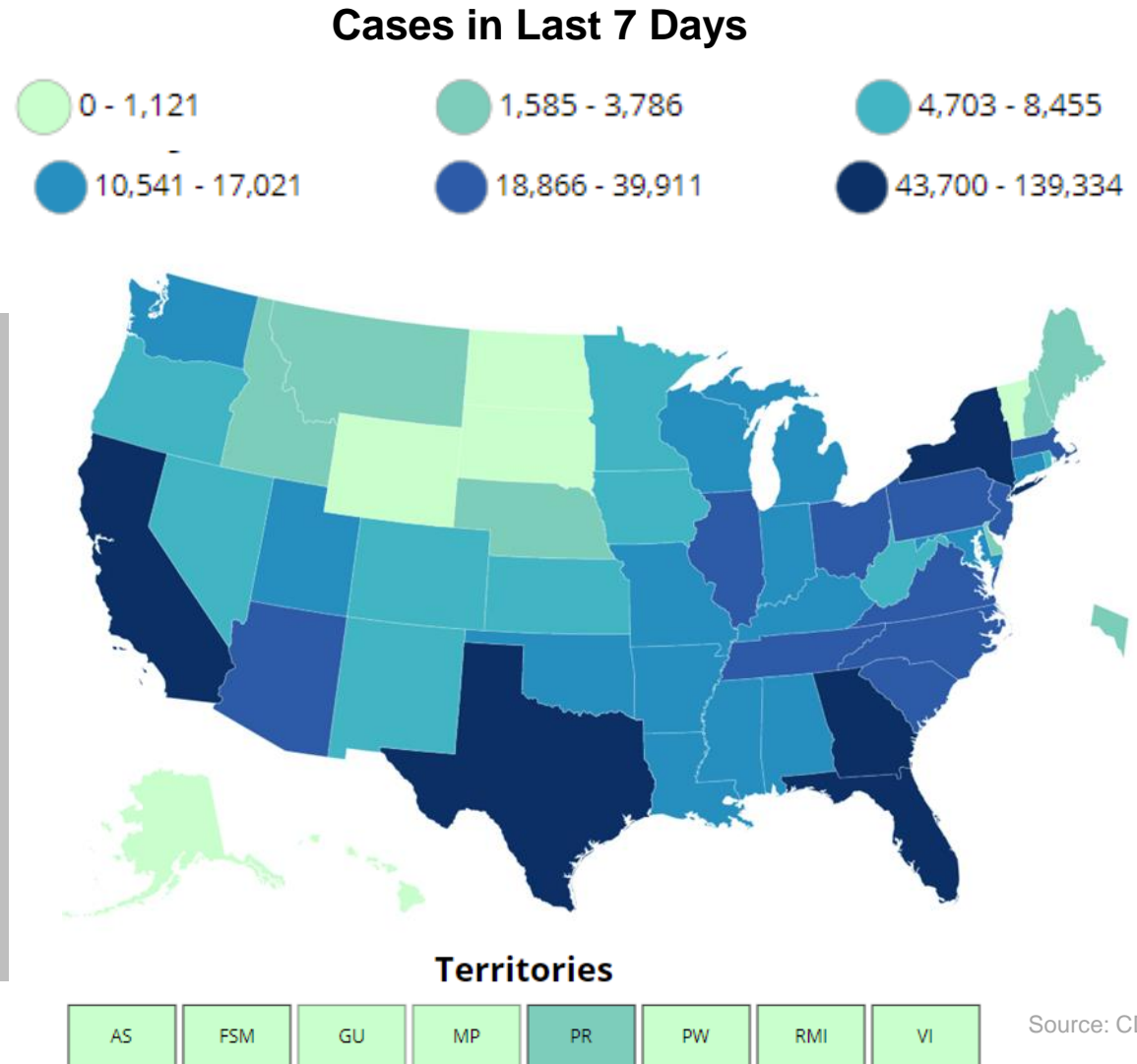
Source: CDC

Note: This report is based on sources and information deemed to be true and reliable, but Dentons makes no representations to same.

Country in Charts: United States

Last week, the rate of daily new cases continued to ease, with California seeing a significant improvement, down 50 percent from two weeks ago. Still, California, Texas and New York reported more than 10,000 cases all week. There are 8 states with 7-day averages of new cases above 5 percent; last week there were 17.

The UK strain of the virus has been discovered in at least 29 states, and the South African variant in 2 states.



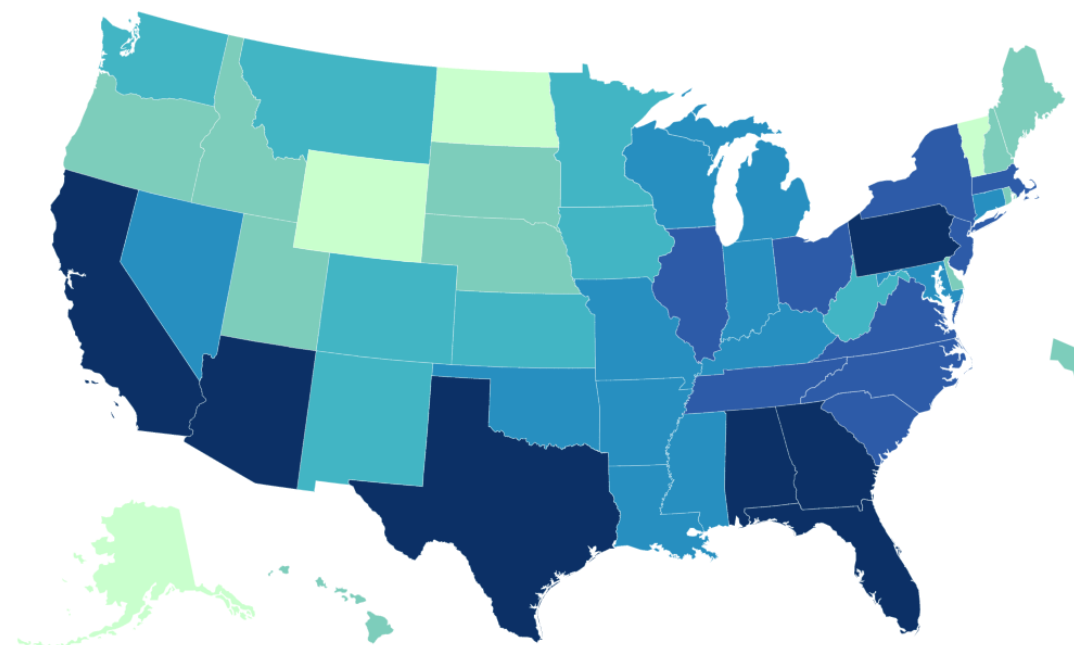
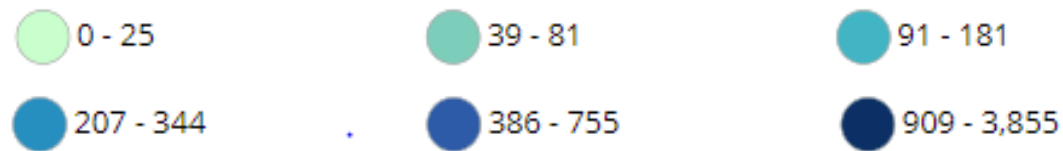
Note: This report is based on sources and information deemed to be true and reliable, but Dentons makes no representations to same.

Country in Charts: United States

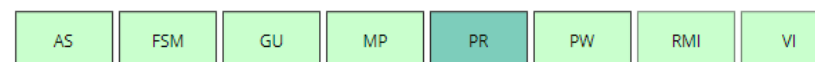
Daily deaths remain high, averaging 3,158 over the week (slightly up from the previous week at 3,019). California is still struggling, reporting record highs of over 700 deaths twice last week.

There are now 95,013 people hospitalized, trending down nationally except in Vermont. Arizona and Georgia have the highest per capital hospitalizations; both states are seeing improvements, down 16 and 17 percent from two weeks ago, respectively.

Deaths in Last 7 Days



Territories




Source: CDC

Note: This report is based on sources and information deemed to be true and reliable, but Dentons makes no representations to same.

Coronavirus Condition Updates

As of 2100 hours US EDT on January 31, 2021

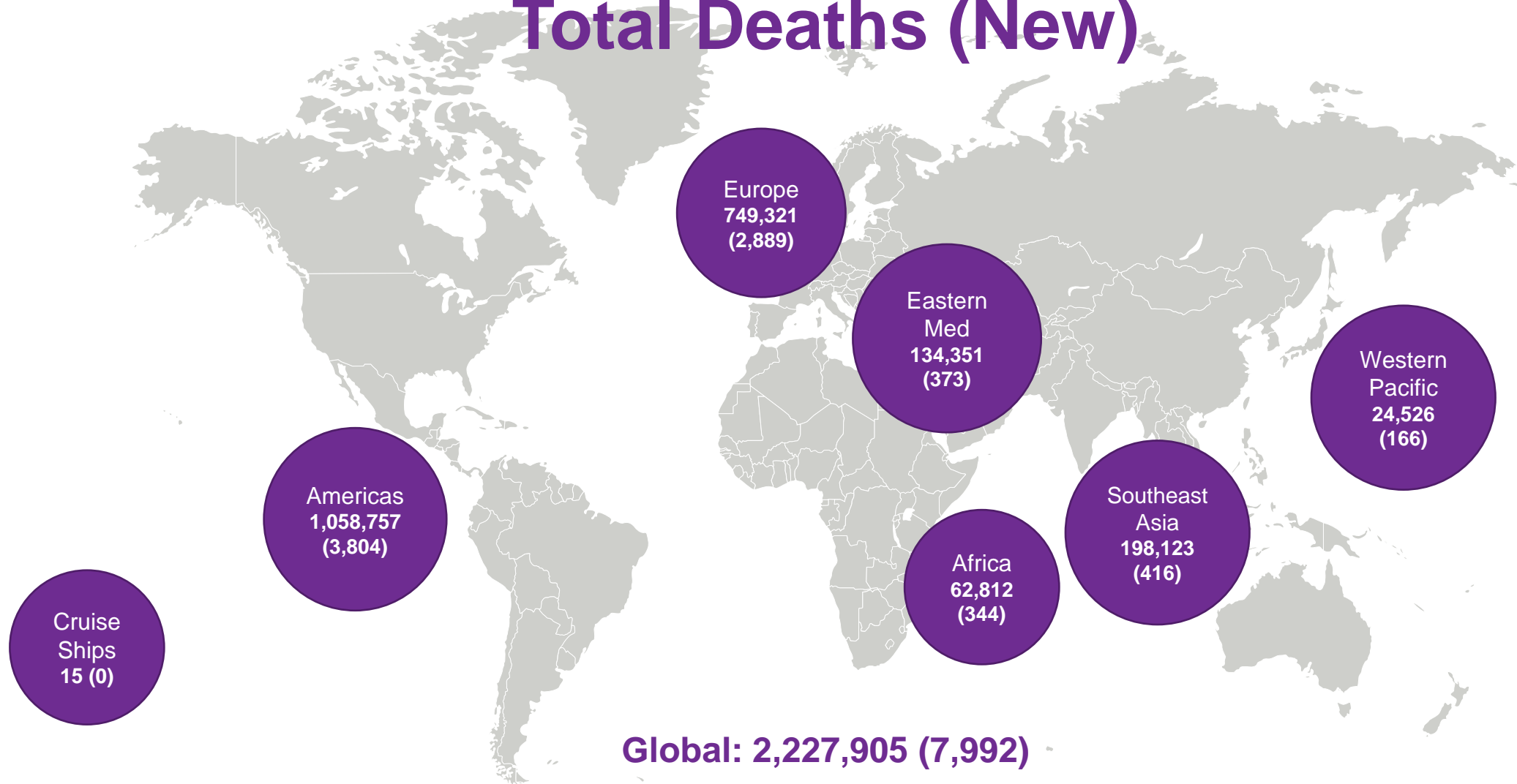
Confirmed Cases (New)



Reflects data as of 2100 hours the evening before the date of the situation report.
Data Source: Johns Hopkins University

Note: This report is based on sources and information deemed to be true and reliable, but Dentons makes no representations to same.

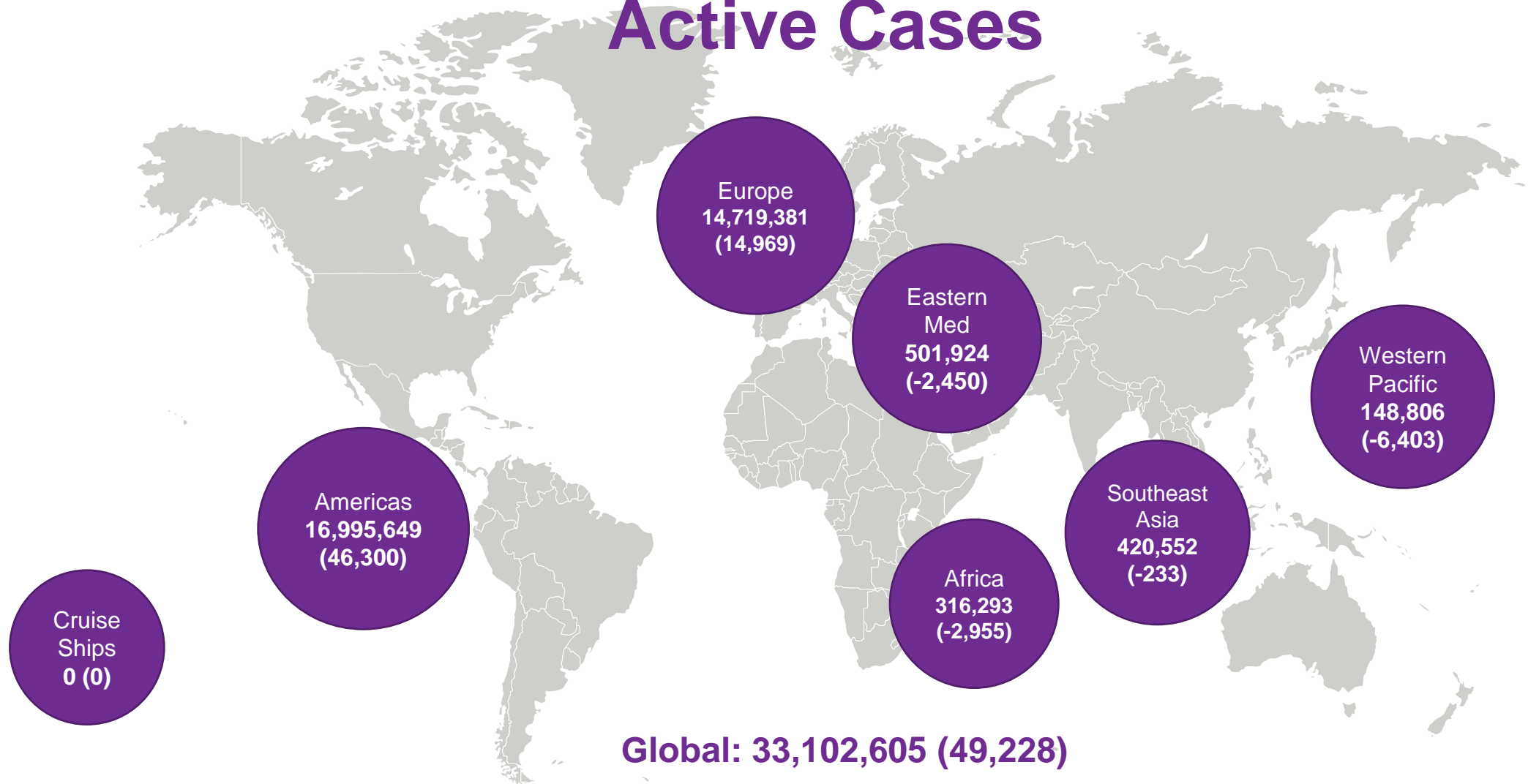
Total Deaths (New)



Reflects data as of 2100 hours the evening before the date of the situation report.
Data Source: Johns Hopkins University

Note: This report is based on sources and information deemed to be true and reliable, but Dentons makes no representations to same.

Active Cases



Reflects data as of 2100 hours the evening before the date of the situation report.
Data Source: Johns Hopkins University

Note: This report is based on sources and information deemed to be true and reliable, but Dentons makes no representations to same.

Country Risk Assessment

VERY HIGH RISK (>5,000 cases)

| Country | Active Cases | Confirmed (New) | Deaths (New) | Cases / 1M Pop. | Deaths / 1M Pop | % Daily Change7-Day Av |
|-------------|--------------|-------------------|---------------|-----------------|-----------------|------------------------|
| US | 15159350 | 26186781 (115241) | 441324 (1861) | 80590 | 1362 | 4.05% |
| UK | 3712164 | 3828183 (21190) | 106367 (590) | 56057 | 1559 | 4.45% |
| France | 2949107 | 3255920 (19235) | 76201 (195) | 48917 | 1164 | 4.42% |
| Spain | 2534424 | 2743119 (0) | 58319 (0) | 60525 | 1247 | 8.88% |
| Netherlands | 965057 | 992075 (3725) | 14108 (39) | 57030 | 816 | 3.02% |
| Brazil | 803854 | 9204731 (27756) | 224504 (559) | 43125 | 1052 | 3.91% |
| Belgium | 689061 | 710153 (2316) | 21092 (26) | 60920 | 1813 | 2.32% |
| Sweden | 555366 | 566957 (0) | 11591 (0) | 55934 | 1144 | 3.49% |
| Russia | 471708 | 3808348 (18083) | 72029 (473) | 26378 | 501 | 3.39% |
| Italy | 453968 | 2553032 (11249) | 88516 (237) | 42262 | 1465 | 3.38% |
| Serbia | 391243 | 395263 (1366) | 4020 (20) | 45346 | 461 | 2.95% |
| Mexico | 293331 | 1864260 (7030) | 158536 (462) | 14317 | 1219 | 5.42% |
| Germany | 228450 | 2225659 (748) | 57163 (58) | 26514 | 688 | 3.50% |
| Poland | 205738 | 1513385 (4711) | 37180 (98) | 40013 | 983 | 2.51% |

Data Source: Johns Hopkins University

VERY HIGH RISK (>5,000 cases)

| Country | Active Cases | Confirmed (New) | Deaths (New) | Cases/ 1M Pop. | Deaths/ 1M Pop | % Daily Change7-Day Av |
|--------------|--------------|------------------|--------------|----------------|----------------|------------------------|
| Switzerland | 194339 | 521320 (0) | 9381 (11) | 59979 | 1079 | 2.31% |
| Ukraine | 183509 | 1261546 (3453) | 23860 (91) | 27983 | 521 | 2.34% |
| Portugal | 181623 | 720516 (9498) | 12482 (303) | 70783 | 1226 | 11.70% |
| Indonesia | 175095 | 1078314 (12001) | 29998 (270) | 3918 | 109 | 8.26% |
| Ireland | 169876 | 196547 (1244) | 3307 (15) | 39547 | 665 | 4.58% |
| India | 168235 | 10757610 (11436) | 154392 (118) | 7752 | 111 | 0.84% |
| Argentina | 157615 | 1927239 (4975) | 47974 (43) | 42414 | 1056 | 3.11% |
| Iran | 149989 | 1417999 (6268) | 57959 (70) | 16757 | 685 | 3.18% |
| Lebanon | 117093 | 301052 (2139) | 3082 (51) | 44224 | 453 | 7.13% |
| South Africa | 109977 | 1453761 (4525) | 44164 (213) | 24333 | 739 | 2.80% |
| Colombia | 102579 | 2094884 (8078) | 53983 (333) | 40916 | 1054 | 3.79% |
| Czechia | 96549 | 984774 (4060) | 16308 (97) | 91859 | 1525 | 4.79% |
| Hungary | 92094 | 367586 (1307) | 12524 (61) | 38108 | 1298 | 2.18% |
| Turkey | 89055 | 2477463 (6562) | 25993 (128) | 29191 | 306 | 1.93% |

Note: This report is based on sources and information deemed to be true and reliable, but Dentons makes no representations to same.

Country Risk Assessment

VERY HIGH RISK (>5,000 cases)

| Country | Active Cases | Confirmed (New) | Deaths (New) | Cases / 1M Pop. | Deaths / 1M Pop | % Daily Change7-Day Av |
|--------------------|--------------|-----------------|--------------|-----------------|-----------------|------------------------|
| Honduras | 83360 | 147843 (743) | 3610 (18) | 14715 | 359 | 4.68% |
| Israel | 66128 | 643435 (4646) | 4796 (58) | 69957 | 521 | 7.15% |
| Japan | 58977 | 390166 (2667) | 5753 (65) | 3063 | 45 | 6.22% |
| Greece | 57397 | 156957 (484) | 5796 (17) | 15102 | 558 | 3.17% |
| Dominican Republic | 53861 | 214060 (1507) | 2666 (20) | 19618 | 244 | 4.72% |
| Canada | 51763 | 782467 (3695) | 20005 (79) | 20534 | 528 | 3.89% |
| Lithuania | 50561 | 182539 (805) | 2803 (16) | 67612 | 1038 | 3.24% |
| Malaysia | 48150 | 214959 (5298) | 760 (14) | 6592 | 23 | 14.49% |
| Bangladesh | 47268 | 535139 (369) | 8127 (16) | 3231 | 49 | 0.62% |
| Bolivia | 47234 | 216835 (1438) | 10379 (49) | 18307 | 878 | 7.29% |
| Peru | 45163 | 1138239 (5217) | 41026 (169) | 34243 | 1234 | 3.89% |
| Tunisia | 44685 | 208885 (1417) | 6754 (74) | 17567 | 568 | 5.51% |
| Norway | 44404 | 62966 (173) | 564 (0) | 11562 | 104 | 2.99% |
| Costa Rica | 38720 | 193276 (0) | 2604 (0) | 37739 | 508 | 2.05% |

VERY HIGH RISK (>5,000 cases)

| Country | Active Cases | Confirmed (New) | Deaths (New) | Cases/ 1M Pop | Deaths/ 1M Pop | % Daily Change7-Day Av |
|-------------|--------------|-----------------|--------------|---------------|----------------|------------------------|
| Panama | 38692 | 320379 (926) | 5270 (26) | 73577 | 1210 | 2.85% |
| Romania | 35814 | 728743 (1825) | 18335 (71) | 38031 | 957 | 2.43% |
| Pakistan | 33493 | 546428 (1615) | 11683 (26) | 2439 | 52 | 2.27% |
| Algeria | 31104 | 107339 (217) | 2891 (3) | 2422 | 65 | 1.62% |
| Albania | 29323 | 78127 (876) | 1380 (11) | 27166 | 480 | 7.49% |
| Slovakia | 29219 | 249913 (1723) | 4642 (77) | 45762 | 850 | 5.38% |
| Cyprus | 28620 | 30876 (106) | 199 (2) | 25465 | 164 | 2.78% |
| Kazakhstan | 28130 | 235844 (1275) | 3046 (1) | 9875 | 131 | 4.22% |
| Philippines | 27318 | 525618 (2102) | 10749 (80) | 4760 | 97 | 2.28% |
| Egypt | 26999 | 165951 (533) | 9316 (53) | 1604 | 90 | 2.49% |
| Chile | 26676 | 727109 (4209) | 18452 (113) | 37846 | 960 | 3.85% |
| Ecuador | 26155 | 250828 (1049) | 14859 (8) | 14092 | 835 | 3.80% |
| UAE | 25801 | 303609 (2948) | 850 (12) | 30482 | 85 | 8.45% |
| Uganda | 25076 | 39579 (46) | 324 (0) | 850 | 7 | 1.09% |

Data Source: Johns Hopkins University

Note: This report is based on sources and information deemed to be true and reliable, but Dentons makes no representations to same.

Country Risk Assessment

VERY HIGH RISK (>5,000 cases)

| Country | Active Cases | Confirmed (New) | Deaths (New) | Cases / 1M Pop. | Deaths / 1M Pop | % Daily Change7-Day Av |
|------------|--------------|-----------------|--------------|-----------------|-----------------|------------------------|
| Nigeria | 24667 | 131242 (685) | 1586 (8) | 628 | 8 | 7.37% |
| Bulgaria | 22651 | 218748 (130) | 9045 (17) | 31622 | 1308 | 1.80% |
| Bosnia | 22214 | 121497 (0) | 4679 (0) | 37169 | 1431 | 1.71% |
| Paraguay | 22083 | 133227 (679) | 2718 (14) | 18546 | 378 | 4.18% |
| Libya | 18048 | 118631 (981) | 1877 (35) | 17129 | 271 | 4.17% |
| Slovenia | 17248 | 166473 (586) | 3503 (13) | 80070 | 1685 | 5.19% |
| Kenya | 15103 | 100773 (98) | 1763 (8) | 1850 | 32 | 0.78% |
| Malawi | 14646 | 23963 (466) | 702 (15) | 1234 | 36 | 19.06% |
| Iraq | 14460 | 619636 (714) | 13047 (6) | 15207 | 320 | 0.95% |
| Mozambique | 14332 | 38654 (949) | 367 (4) | 1217 | 12 | 16.13% |
| Austria | 14180 | 414398 (1190) | 7721 (18) | 45858 | 854 | 2.34% |
| Morocco | 13722 | 471157 (466) | 8275 (16) | 12677 | 223 | 1.03% |
| Finland | 13567 | 45238 (367) | 671 (0) | 8157 | 121 | 5.88% |
| Ethiopia | 12695 | 137650 (629) | 2093 (2) | 1180 | 18 | 2.82% |

VERY HIGH RISK (>5,000 cases)

| Country | Active Cases | Confirmed (New) | Deaths (New) | Cases/ 1M Pop | Deaths/ 1M Pop | % Daily Change7-Day Av |
|------------------|--------------|-----------------|--------------|---------------|----------------|------------------------|
| Myanmar | 11942 | 140145 (281) | 3131 (6) | 2566 | 57 | 1.83% |
| Belarus | 10780 | 248336 (1766) | 1718 (10) | 26286 | 182 | 4.32% |
| Latvia | 10360 | 66241 (533) | 1195 (15) | 35350 | 638 | 7.90% |
| Estonia | 10051 | 44208 (461) | 419 (8) | 33313 | 316 | 7.90% |
| Guatemala | 9266 | 159504 (386) | 5643 (25) | 8808 | 312 | 3.32% |
| Denmark | 9034 | 199156 (377) | 2126 (19) | 34195 | 366 | 1.91% |
| South Korea | 8774 | 78508 (303) | 1425 (5) | 1525 | 28 | 3.80% |
| N Macedonia | 8157 | 92693 (175) | 2855 (7) | 44493 | 1370 | 2.20% |
| West Bank & Gaza | 8136 | 158962 (403) | 1833 (2) | 30746 | 355 | 2.23% |
| Jordan | 7958 | 326855 (1181) | 4316 (12) | 31850 | 421 | 1.96% |
| Montenegro | 7327 | 61659 (457) | 805 (3) | 98165 | 1282 | 5.42% |
| Congo (Kinshasa) | 7069 | 22771 (167) | 671 (0) | 250 | 7 | 3.96% |
| Thailand** | 7027 | 19618 (836) | 77 (0) | 269 | 1 | 31.19% |
| Venezuela | 6851 | 126927 (604) | 1189 (6) | 4471 | 42 | 2.54% |

Data Source: Johns Hopkins University

** Indicates moved up a risk category

Note: This report is based on sources and information deemed to be true and reliable, but Dentons makes no representations to same.

Country Risk Assessment

VERY HIGH RISK (>5,000 cases)

| Country | Active Cases | Confirmed (New) | Deaths (New) | Cases / 1M Pop. | Deaths / 1M Pop | % Daily Change 7-Day Av |
|-----------|--------------|-----------------|--------------|-----------------|-----------------|-------------------------|
| Sri Lanka | 6682 | 64157 (864) | 316 (3) | 2989 | 15 | 8.93% |
| Uruguay | 6619 | 41738 (557) | 436 (5) | 11991 | 125 | 9.84% |
| Armenia | 6427 | 167026 (125) | 3080 (9) | 56304 | 1038 | 0.59% |
| Kuwait | 6367 | 165257 (635) | 959 (0) | 38366 | 223 | 2.40% |
| Kosovo | 6281 | 60218 (572) | 1498 (11) | | | 4.82% |
| Moldova | 6276 | 159804 (291) | 3438 (4) | 39669 | 853 | 2.25% |
| Sudan | 6163 | 29380 (89) | 1807 (3) | 612 | 41 | 10.55% |
| Zimbabwe | 6127 | 33388 (115) | 1217 (24) | 2227 | 81 | 6.19% |
| Oman | 5943 | 134326 (598) | 1529 (2) | 25923 | 295 | 0.95% |
| Lesotho | 5940 | 8664 (15) | 172 (8) | 4026 | 80 | 11.63% |
| Georgia | 5905 | 258111 (479) | 3178 (19) | 64776 | 798 | 1.78% |
| Cuba** | 5609 | 26686 (1012) | 214 (1) | 2357 | 19 | 20.33% |
| Syria | 5565 | 14048 (50) | 921 (5) | 792 | 52 | 2.99% |

Data Source: Johns Hopkins University

VERY HIGH RISK (>5,000 cases)

| Country | Active Cases | Confirmed (New) | Deaths (New) | Cases/ 1M Pop | Deaths/ 1M Pop | % Daily Change 7-Day Av |
|---------|--------------|-----------------|--------------|---------------|----------------|-------------------------|
| Zambia | 5454 | 54217 (865) | 763 (18) | 2902 | 41 | 16.38% |
| Ghana** | 5358 | 67010 (1583) | 416 (11) | 2131 | 13 | 9.28% |
| Qatar** | 5281 | 151335 (351) | 248 (0) | 53898 | 88 | 1.53% |
| Rwanda | 5021 | 15304 (186) | 196 (3) | 1165 | 15 | 15.22% |

** Indicates moved up a risk category

Note: This report is based on sources and information deemed to be true and reliable, but Dentons makes no representations to same.

Country Risk Assessment

HIGH RISK (1,000-5,000 cases)

| Country | Active Cases | Confirmed (New) | Deaths (New) | Cases / 1M Pop. | Deaths / 1M Pop | % Daily Change7-Day Av |
|---------------|--------------|-----------------|--------------|-----------------|-----------------|------------------------|
| Afghanistan | 4944 | 55023 (15) | 2400 (0) | 1396 | 61 | 0.78% |
| Eswatini | 4668 | 15711 (45) | 565 (3) | 13461 | 484 | 7.81% |
| El Salvador | 4632 | 54966 (977) | 1623 (9) | 8449 | 249 | 3.18% |
| Bahrain | 4083 | 103057 (431) | 375 (3) | 59378 | 216 | 3.14% |
| Botswana | 3961 | 21293 (0) | 134 (0) | 8950 | 56 | 7.70% |
| Senegal | 3925 | 26523 (310) | 628 (7) | 1560 | 37 | 6.77% |
| Azerbaijan | 3772 | 230219 (153) | 3132 (6) | 22587 | 307 | 0.54% |
| Jamaica | 3260 | 15653 (126) | 350 (2) | 5273 | 118 | 4.94% |
| Croatia | 2923 | 232426 (336) | 5027 (29) | 56823 | 1229 | 1.51% |
| Malta | 2676 | 17903 (182) | 267 (2) | 40483 | 604 | 6.95% |
| Nepal | 2594 | 270959 (105) | 2029 (2) | 9203 | 69 | 0.56% |
| China | 2467 | 100063 (95) | 4817 (2) | 62 | 3 | 0.82% |
| Cote d'Ivoire | 2238 | 28399 (221) | 154 (2) | 1061 | 6 | 5.45% |
| Luxembourg | 2196 | 50388 (0) | 577 (0) | 80231 | 918 | 1.89% |

HIGH RISK (1,000-5,000 cases)

| Country | Active Cases | Confirmed (New) | Deaths (New) | Cases/ 1M Pop | Deaths/ 1M Pop | % Daily Change7-Day Av |
|---------------------|--------------|-----------------|--------------|---------------|----------------|------------------------|
| Haiti | 2190 | 11533 (73) | 245 (0) | 1009 | 21 | 3.05% |
| Kyrgyzstan | 2189 | 84588 (59) | 1412 (0) | 12833 | 214 | 0.81% |
| Saudi Arabia | 2126 | 368074 (261) | 6375 (3) | 10478 | 181 | 0.46% |
| Congo (Brazzaville) | 1924 | 7887 (0) | 117 (0) | 1409 | 21 | 1.18% |
| Nicaragua | 1859 | 6253 (0) | 169 (0) | 937 | 25 | 0.78% |
| Australia | 1848 | 28818 (7) | 909 (0) | 1122 | 35 | 0.14% |
| Mali | 1816 | 8091 (22) | 330 (0) | 393 | 16 | 1.33% |
| Maldives | 1650 | 15841 (105) | 52 (1) | 29008 | 95 | 5.35% |
| Burkina Faso | 1309 | 10682 (102) | 120 (0) | 503 | 6 | 6.03% |
| Angola | 1295 | 19796 (14) | 466 (2) | 592 | 14 | 2.01% |
| Sierra Leone | 1232 | 3593 (65) | 79 (0) | 445 | 10 | 12.64% |
| Bahamas | 1227 | 8174 (0) | 176 (0) | 20671 | 445 | 0.89% |
| Namibia** | 1214 | 33944 (112) | 352 (2) | 13220 | 137 | 4.48% |
| Cameroon | 1110 | 29617 (0) | 462 (0) | 1100 | 17 | 0.00% |

Data Source: Johns Hopkins University

Note: This report is based on sources and information deemed to be true and reliable, but Dentons makes no representations to same.

US Risk Assessment

VERY HIGH RISK (>5,000 cases)

| State & Territory | Active Cases | Confirmed (New) | Deaths (New) | Cases / 1M Pop. | Deaths / 1M Pop | % Daily Change7-Day Av |
|-------------------|--------------|-----------------|--------------|-----------------|-----------------|------------------------|
| California | 3283336 | 3324264 (13315) | 40928 (226) | 83756 | 1035 | 4.68% |
| Florida | 1694898 | 1721377 (7788) | 26479 (119) | 80147 | 1233 | 4.18% |
| New York | 1248475 | 1419907 (11209) | 43634 (181) | 74813 | 2246 | 5.93% |
| Illinois | 1105048 | 1126301 (5773) | 21253 (107) | 88882 | 1677 | 2.17% |
| Georgia | 895247 | 909445 (3587) | 14198 (2) | 85656 | 1337 | 4.68% |
| Arizona | 641845 | 758404 (5025) | 13120 (22) | 104195 | 1803 | 4.72% |
| New Jersey | 607626 | 696829 (4286) | 21484 (29) | 78452 | 2419 | 4.88% |
| Missouri | 466936 | 473977 (1035) | 7041 (1) | 81188 | 1201 | 2.55% |
| Virginia | 457993 | 504779 (2558) | 6464 (15) | 59139 | 757 | 6.41% |
| Texas | 391777 | 2376344 (13078) | 37074 (150) | 82188 | 1289 | 5.30% |
| Colorado | 369575 | 396185 (1166) | 5640 (20) | 68796 | 979 | 2.50% |
| Maryland | 337847 | 354473 (1747) | 7127 (20) | 58632 | 1179 | 3.67% |
| Kentucky | 315756 | 362881 (1766) | 3745 (31) | 81226 | 838 | 4.61% |
| Washington | 307312 | 311597 (0) | 4285 (0) | 41364 | 577 | 3.66% |

VERY HIGH RISK (>5,000 cases)

| State & Territory | Active Cases | Confirmed (New) | Deaths (New) | Cases/ 1M Pop. | Deaths/ 1M Pop | % Daily Change7-Day Av |
|-------------------|--------------|-----------------|--------------|----------------|----------------|------------------------|
| Nevada | 274038 | 278308 (959) | 4270 (6) | 90355 | 1386 | 2.66% |
| Kansas | 267542 | 276956 (0) | 3767 (0) | 95121 | 1308 | 2.91% |
| South Carolina | 239683 | 443386 (3601) | 7042 (28) | 86116 | 1368 | 5.65% |
| Connecticut | 233177 | 250023 (0) | 7046 (0) | 70127 | 1976 | 4.88% |
| Indiana | 211249 | 626682 (1723) | 9974 (7) | 93087 | 1482 | 2.50% |
| Alabama | 209808 | 459639 (4057) | 7688 (122) | 93743 | 1568 | 4.02% |
| Oregon | 140459 | 142416 (0) | 1957 (0) | 33766 | 464 | 2.98% |
| Pennsylvania | 136254 | 846046 (3571) | 21617 (55) | 66259 | 1701 | 4.60% |
| Massachusetts | 119731 | 524025 (2665) | 14577 (46) | 76028 | 2115 | 4.58% |
| Michigan | 112812 | 610138 (0) | 15525 (0) | 61094 | 1555 | 2.19% |
| North Carolina | 112648 | 757526 (4899) | 9335 (48) | 72227 | 890 | 5.11% |
| Rhode Island | 105343 | 114438 (0) | 2154 (0) | 108025 | 2033 | 4.11% |
| Ohio | 104729 | 895792 (3011) | 11175 (54) | 76635 | 956 | 3.51% |
| Idaho | 79367 | 162683 (0) | 1725 (0) | 91034 | 965 | 1.95% |

Data Source: Johns Hopkins University

Note: This report is based on sources and information deemed to be true and reliable, but Dentons makes no representations to same.

US Risk Assessment

VERY HIGH RISK (>5,000 cases)

| State & Territory | Active Cases | Confirmed (New) | Deaths (New) | Cases / 1M Pop. | Deaths / 1M Pop | % Daily Change 7-Day Av |
|-------------------|--------------|-----------------|--------------|-----------------|-----------------|-------------------------|
| Delaware | 76981 | 78071 (520) | 1090 (9) | 80174 | 1119 | 4.48% |
| Wisconsin | 68537 | 592140 (1143) | 6434 (4) | 93159 | 1013 | 1.82% |
| New Mexico | 67820 | 174064 (525) | 3283 (18) | 83013 | 1566 | 2.79% |
| Alaska | 54089 | 54351 (135) | 262 (0) | 71900 | 355 | 1.91% |
| Nebraska | 52107 | 190713 (143) | 1920 (0) | 98590 | 993 | 1.87% |
| Louisiana | 47446 | 400626 (3350) | 8859 (58) | 86178 | 1906 | 4.18% |
| Mississippi | 46144 | 275001 (811) | 6045 (27) | 92402 | 2031 | 3.92% |
| Utah | 38574 | 346624 (1194) | 1665 (2) | 108119 | 519 | 2.95% |
| Tennessee | 34916 | 727861 (3119) | 9650 (76) | 106581 | 1413 | 2.63% |
| Iowa | 32183 | 319408 (298) | 4901 (250) | 101185 | 1553 | 1.96% |
| Oklahoma | 29539 | 389472 (2882) | 3547 (43) | 98427 | 896 | 4.21% |
| Maine | 26325 | 39324 (156) | 590 (0) | 29254 | 439 | 6.93% |
| Hawaii | 25663 | 26072 (78) | 409 (3) | 18259 | 290 | 2.66% |
| West Virginia | 21195 | 121001 (661) | 2024 (9) | 67517 | 1129 | 4.71% |

Data Source: Johns Hopkins University

Note: This report is based on sources and information deemed to be true and reliable, but Dentons makes no representations to same.

VERY HIGH RISK (>5,000 cases)

| State & Territory | Active Cases | Confirmed (New) | Deaths (New) | Cases/ 1M Pop. | Deaths/ 1M Pop | % Daily Change 7-Day Av |
|----------------------|--------------|-----------------|--------------|----------------|----------------|-------------------------|
| Arkansas | 17184 | 295268 (881) | 4868 (30) | 97842 | 1613 | 3.79% |
| Puerto Rico | 12982 | 93624 (218) | 1829 (6) | 47869 | 540 | 2.77% |
| District of Columbia | 10149 | 36872 (210) | 913 (4) | 52245 | 1294 | 4.26% |
| Minnesota | 9402 | 461807 (988) | 6268 (13) | 81886 | 1111 | 1.48% |

HIGH RISK (1,000-5,000 cases)

| State & Territory | Active Cases | Confirmed (New) | Deaths (New) | Cases/ 1M Pop. | Deaths/ 1M Pop | % Daily Change 7-Day Av |
|-------------------|--------------|-----------------|--------------|----------------|----------------|-------------------------|
| New Hampshire* | 4886 | 65695 (333) | 1057 (15) | 48315 | 777 | 5.11% |
| Montana | 3643 | 93949 (187) | 1233 (1) | 87903 | 1154 | 2.44% |
| Vermont | 3537 | 11965 (134) | 174 (1) | 19175 | 279 | 7.79% |
| South Dakota | 2833 | 108250 (180) | 1778 (3) | 122364 | 2010 | 1.02% |
| Wyoming | 1313 | 51912 (208) | 596 (0) | 89695 | 1030 | 1.95% |

* Indicates moved down a risk category

Contacts

This summary is based on reports sourced from among the 75 countries in which Dentons currently serves clients as well as from firms in other locations, some of which will formally join Dentons later in 2020. We are pleased to share this complimentary summary and contemporaneous assessment, with the caveat that developments are changing rapidly. This is not legal advice, and you should not act or refrain from acting based solely on its contents. We urge you to consult with counsel regarding your particular circumstances.

To read additional analysis, visit the [Dentons Flashpoint portal](#) for insights into geopolitics and governance; industry and markets; cyber and security; science, health and culture; and economic and regulatory issues.

Karl Hopkins

Partner and Global Chief Security Officer
Dentons
Washington, DC

D +1 202 408 9225
karl.hopkins@dentons.com

Melissa Mahle

Senior Analyst
Dentons
Washington, DC

D +1 202 408 6383
melissa.mahle@dentons.com