

Dentons Flashpoint

Daily Global Situation Report

January 21, 2021

Global Situation Update: January 21, 2021

KEY TAKEAWAYS

Newly-inaugurated President Biden walked back Trump policies, reentering the WHO and the Paris Climate Accords.

China sanctioned 28 individuals, including a number of former Trump Administration officials.

Global stock markets soared in anticipation of new stimulus and leadership in the US.

Note: This report is based on sources and information deemed to be true and reliable, but Dentons makes no representations to same.

Global

The IMF and the World Bank agreed to hold their spring meetings virtually due to COVID-19.

- While the rate of daily new global coronavirus infections is slowing, the rate for **global deaths** continues to increase. Yesterday, global fatalities set a new daily record at 17,622. Total infections topped 96.86 million and deaths 2.07 million.
- In an interim report, the WHO assessed that international systems designed to respond quickly and effectively to pandemics are “*not fit for purpose*,” with critical elements of **emergency procedures** to be “*slow, cumbersome and indecisive*.”

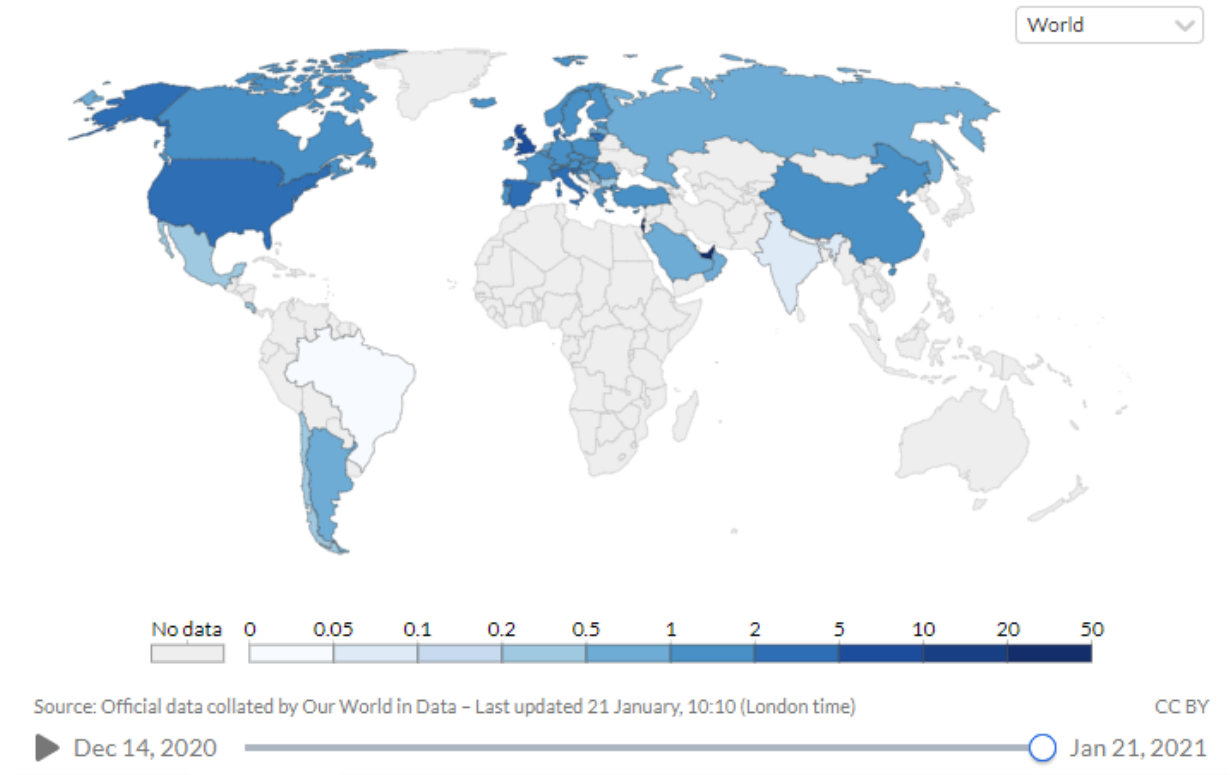
COVID-19 Vaccine

As of January 21, 53.8 million people have received one dose of vaccine: 42 percent in Asia, 33 percent in North America and 24 percent in Europe.

Israel, the UAE and Bahrain continue to lead in terms of vaccination rates per population.

COVID-19 vaccine doses administered per 100 people, Jan 21, 2021
Total number of vaccination doses administered per 100 people in the total population. This is counted as a single dose, and may not equal the total number of people vaccinated, depending on the specific dose regime (e.g. people receive multiple doses).

Our World
in Data



Note: This report is based on sources and information deemed to be true and reliable, but Dentons makes no representations to same.

COVID-19 Vaccine

The US announced it will join the Covax program to “*advance multilateral efforts*” to halt the spread of coronavirus.

- Italy will sue **Pfizer** for delays in vaccine delivery caused by the shutting down for upgrades of its European manufacturing facility. Other EU countries are also affected by the cuts, but none have so far said they would take legal action.
- India's **Bharat Biotech** has applied to conduct trials in Bangladesh for its coronavirus vaccine COVAXIN recently approved for emergency use at home.

Markets

Global stock markets soared in anticipation of new stimulus and leadership in the US.

- **European stocks** rose on hopes of a large US stimulus plan under new President Biden, while investors looked to the European Central Bank for clues on the eurozone's economic health.
- **Shares across Asia-Pacific** rose following the inauguration of Joe Biden.
- Rising shares in tech companies pushed **US stocks** to record highs Wednesday; Netflix shares jumped 17 percent, its biggest gain in four years.
- **Brazil's stock market** is gearing up for another rush of IPOs in 2021, after new investors helped spur the strongest year for initial public offerings in more than a decade.

Note: This report is based on sources and information deemed to be true and reliable, but Dentons makes no representations to same.

Business

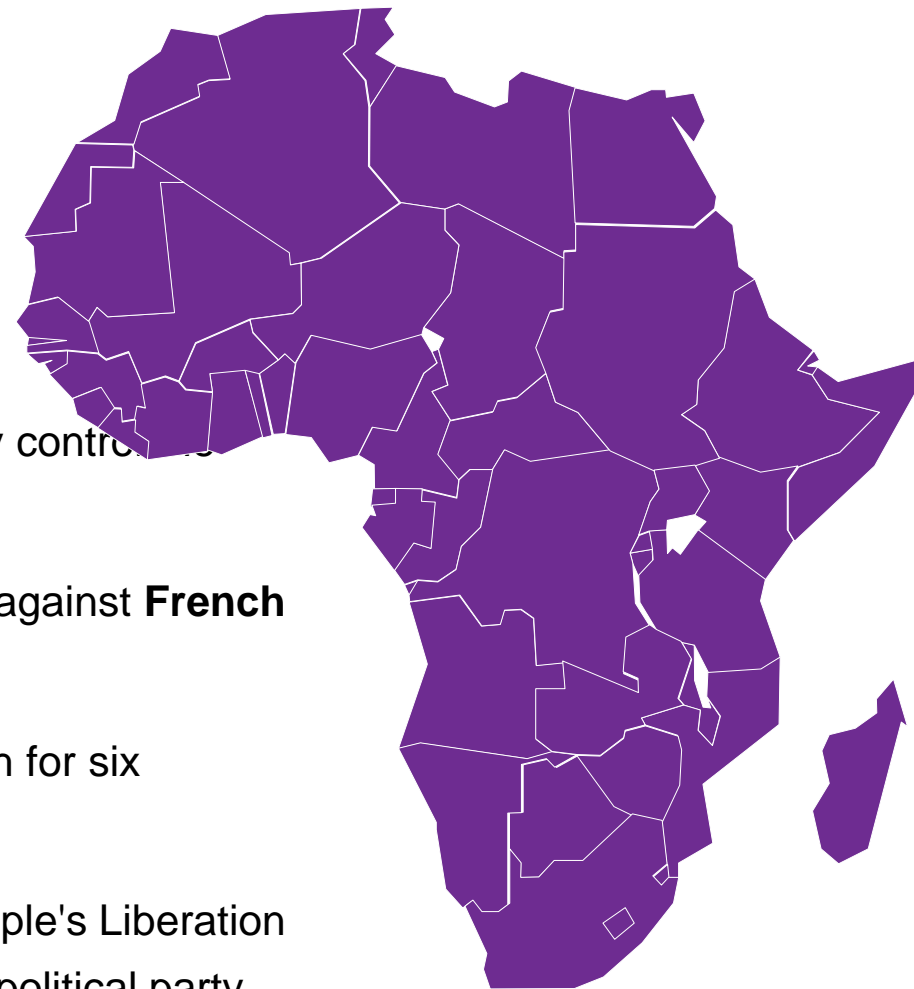
Twitter has locked the account of China's US embassy for a tweet that defended China's policy towards Muslim Uighurs in Xinjiang, which violated its stand against "dehumanizing" people.

- **Trafigura**, Rosneft's go-to commodity trader, has put €1.5 billion of its own cash on the line for a stake in Russia's largest Arctic oil project.
- Russia's **Nordgold** gold miner aims to list in London as early as this summer, in an IPO that may exceed \$5 billion.
- **Morgan Stanley's** Q4 profits rose 51 percent from last year, driven by Wall Street gains.
- The number of major European companies with high participation of **women in leadership** positions has doubled over the past year, but there was less progress on top jobs, per NGO European Women on Boards.
- **Jay-Z** is launching a \$10 million fund to invest in minority-owned cannabis startups, in an effort to increase diversity in the industry.
- Brazil's **Vale** is buying out minority stake partner, **Japan's Mitsui & Co**, in a Mozambique coal mine and port project, ahead of selling the loss-making asset as it works to become carbon neutral by 2050.
- **Volkswagen** will pay more than €100m in fines after narrowly missing strict EU emissions targets in 2020, despite launching its flagship electric vehicle during the year.
- **United Airlines** posted its fourth straight quarterly loss.

Note: This report is based on sources and information deemed to be true and reliable, but Dentons makes no representations to same.

Africa

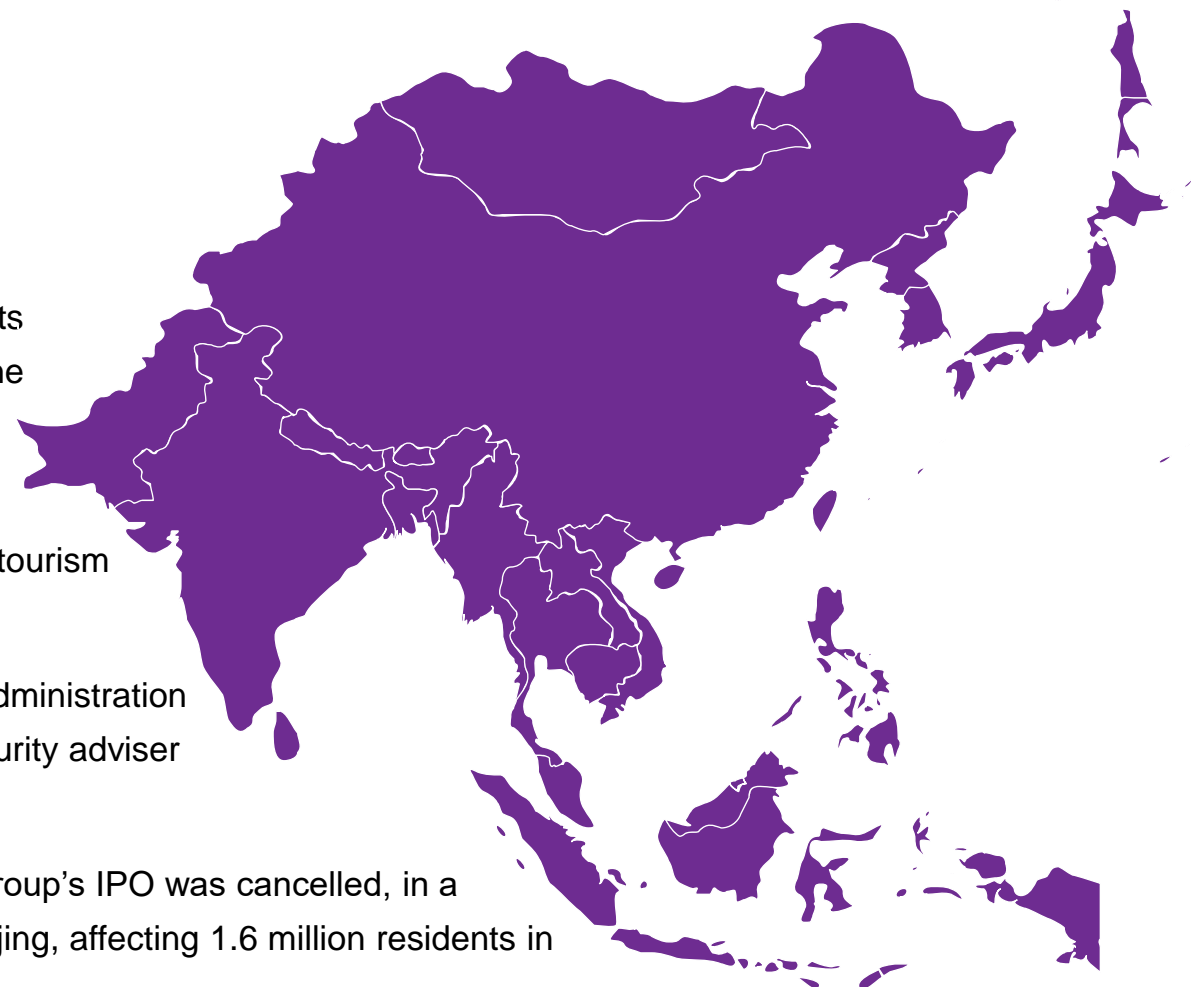
- **Zimbabwe's** foreign minister died of the coronavirus.
- An **EU** delegation flew to **Mozambique** to discuss helping the country control its insurgency in its Cabo Delgado province.
- **Malian** security forces used tear gas to disperse protests in Bamako against **French** military presence in the country.
- **Nigeria's** government will provide low-income citizens with \$13/month for six months.
- **Ethiopia's** electoral commission revoked the status of the Tigray People's Liberation Front, the primary political organization in the Tigray state, as a legal political party.



Note: This report is based on sources and information deemed to be true and reliable, but Dentons makes no representations to same.

Asia

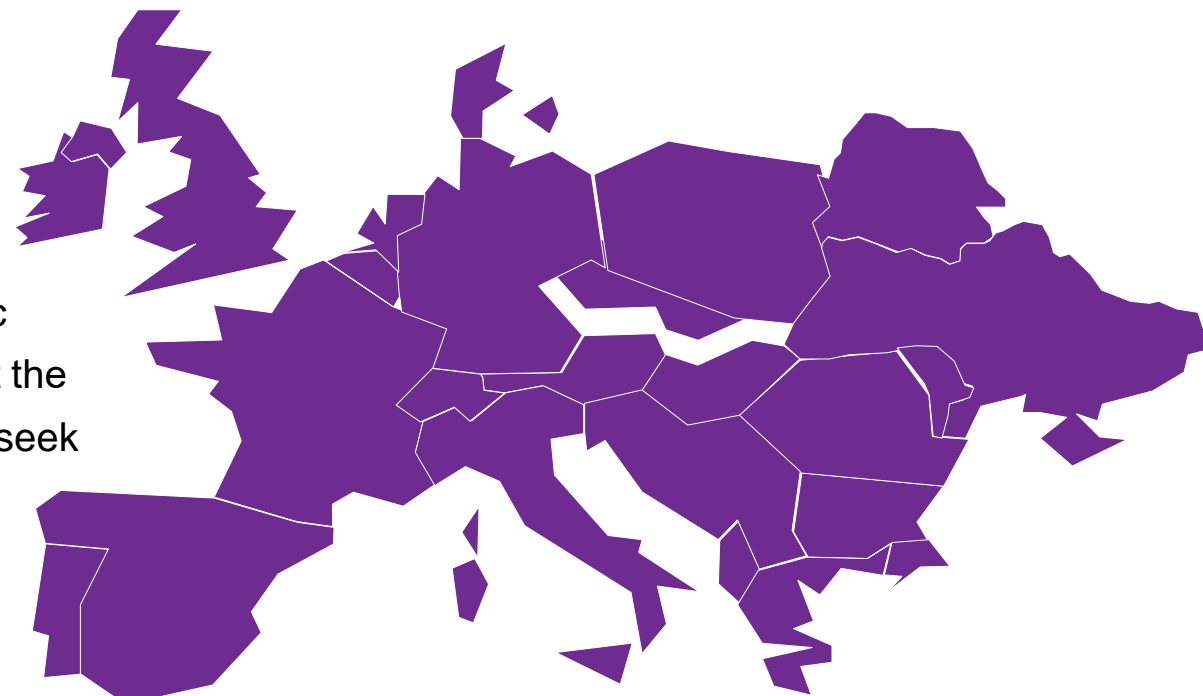
- Health workers in **New Zealand** are urging the government to speed up its vaccination plans, which sees vaccinating frontline workers in April and the general public from July under a cautious strategy that avoids the emergency authorization of vaccines.
- After frontline medical workers, the **Seychelles** will prioritize vaccines to tourism workers.
- **China** sanctioned 28 **Americans**, including a number of former Trump Administration officials including former Secretary of State Pompeo, former national security adviser O'Brien and Steve Bannon, for violating its sovereignty.
- Alibaba founder Jack Ma appeared in public for the first time since Ant Group's IPO was cancelled, in a video praising **China's** teachers. A partial lockdown was imposed in Beijing, affecting 1.6 million residents in the Daxing district, after a handful of COVID-19 cases were discovered.
- The Bank of **Japan** has upped its growth forecast for the fiscal year to March 2022, from 2.6 to 3.9 percent, expecting a start of a delayed recovery. Japanese exports rose for the first time in over two years in December. However, foreign visitors to Japan in 2020 dropped 87 percent from 2019.



Note: This report is based on sources and information deemed to be true and reliable, but Dentons makes no representations to same.

Europe

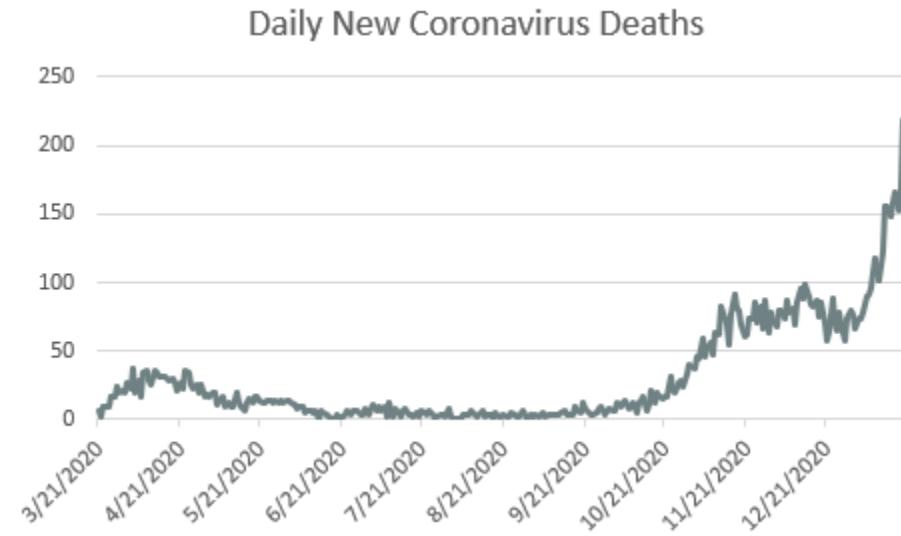
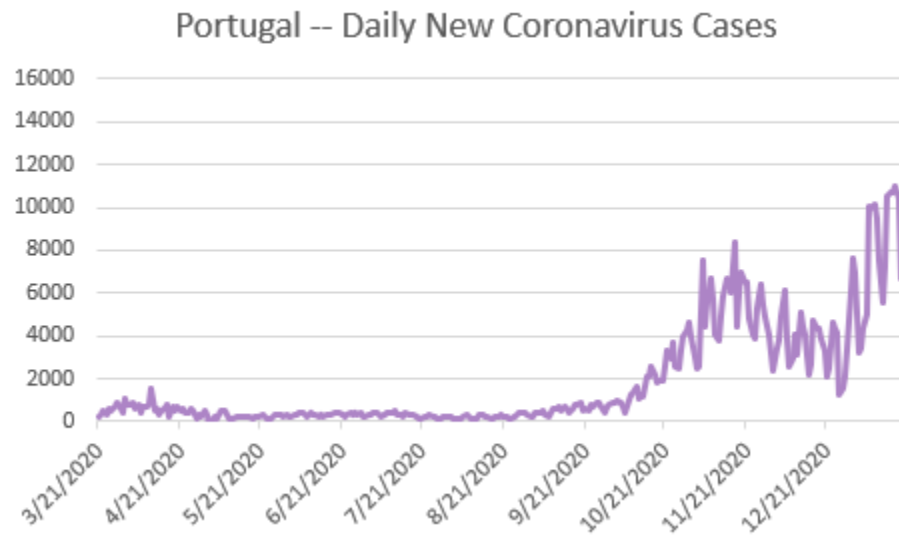
- **Britain** is resisting an **EU** demand that it grant full diplomatic status to the bloc's ambassador in London, on the basis that the EU is not a state, causing a diplomatic row as the countries seek to establish new norms after the UK's exit from the EU.
- The **Netherlands** will ban flights from the **UK**, **South Africa**, and almost all **South American** countries and implement an overnight curfew to combat the coronavirus. **France** registered 3 million infections, and **Germany** surpassed 50,000 deaths. **Czechia** registered 900,000 infections.
- **Italy's** Prime Minister Conte, who currently lacks a working majority, pledged to make his coalition government stronger.
- **UK** officials condemned **China's** threats to stop recognizing Hong Kong BN(O) passports as a "*direct contravention*" of the Sino-British Joint Declaration.
- **Greece** said it is optimistic about upcoming maritime talks with **Turkey** but will not discuss issues it considers "*sovereign rights*."



Note: This report is based on sources and information deemed to be true and reliable, but Dentons makes no representations to same.

Europe

Portugal's new daily COVID-19 cases jumped to more than 14,600 to set a new national record Wednesday. The number of COVID-19 patients in hospital and in intensive care also rose to new record highs, with 5,493 and 681, respectively. Portugal eased restrictions for four days over the Christmas holiday, and public health officials are pointing to increased socialization as the source of the outbreak. Officials estimate that the UK strain could represent 60% of new COVID-19 cases within two weeks.

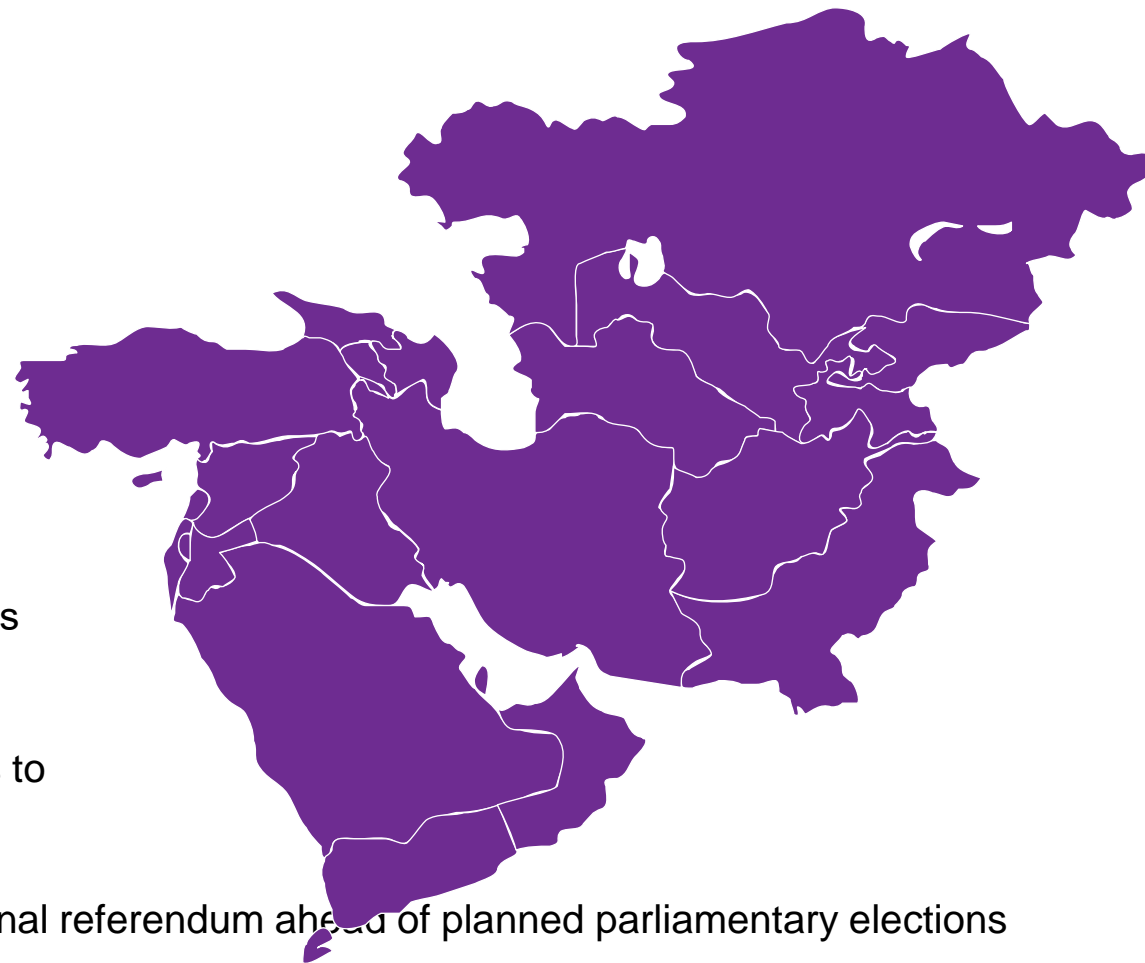


Source: Johns Hopkins University

Note: This report is based on sources and information deemed to be true and reliable, but Dentons makes no representations to same.

Middle East

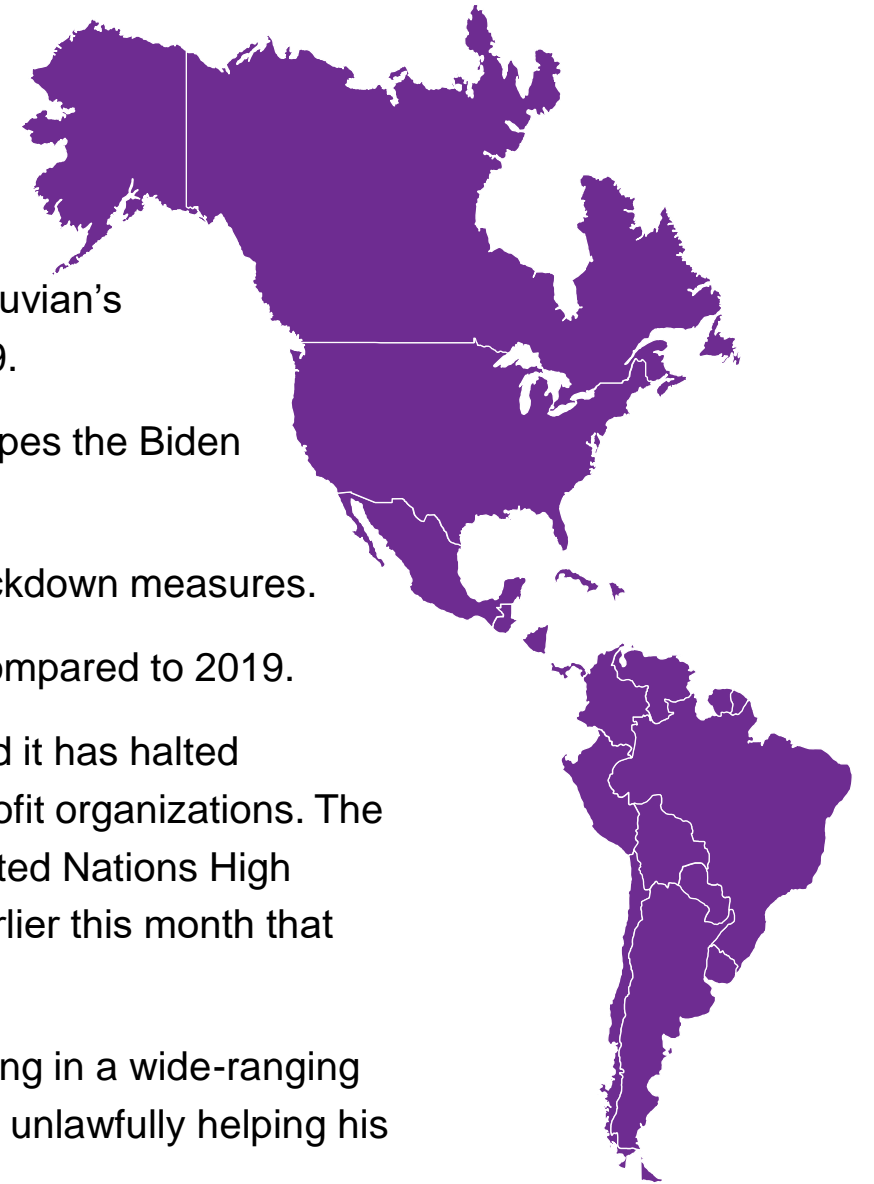
- The **UAE** officially signed an agreement to purchase F-35s and armed drones from the US. The UAE emirate of Dubai ordered hospitals to stop all nonessential surgeries and banned entertainment events as new cases surge.
- **Lebanon's** health ministry recommended extending the country's lockdown by two weeks.
- The UN special envoy for **Syria** announced a new round of talks to continue the process of draft the country's new constitution.
- **Libyan** envoys at a summit in Egypt agreed to hold a constitutional referendum ahead of planned parliamentary elections later in the year.
- **Egypt and Qatar** agreed to restore diplomatic ties as next steps in healing the rift between Qatar and other Arab states.
- A twin suicide bombing killed at least 23 people and wounded more than 50 in a Baghdad market, the first such attack in **Iraq** in years.



Note: This report is based on sources and information deemed to be true and reliable, but Dentons makes no representations to same.

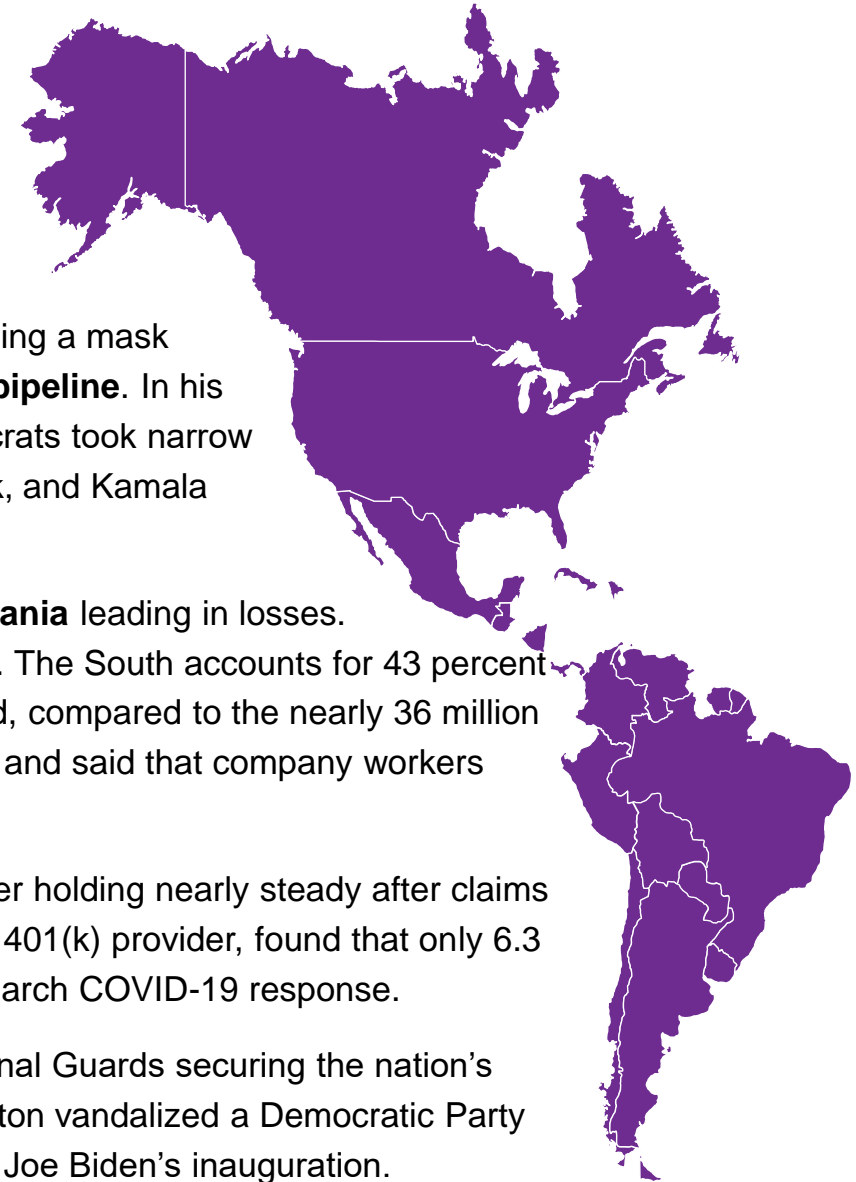
Americas

- Leaders of the doctor's union in **Peru** are on a hunger strike to protest the Peruvian's government's "*shameless lack of preparation*" for a second wave of COVID-19.
- **Brazil's** President Bolsonaro sent a letter to **US** President Biden saying he hopes the Biden Administration will pursue a bilateral free trade agreement.
- Dozens of businesses in **Colombia's** capital Bogota protested coronavirus lockdown measures.
- Despite the pandemic, **Mexico's** homicide rate fell only 0.4 percent in 2020 compared to 2019.
- The United Nations Office for Coordination for Humanitarian Affairs announced it has halted programs in **Venezuela** that provide cash transfers to the poor via local nonprofit organizations. The action follows a spate of police raids on nonprofit organizations, which the United Nations High Commission on Human Rights described as "*disconcerting*" in a statement earlier this month that called on Venezuela to stop harassing aid workers.
- Prosecutors in **Bermuda** charged former Premier Ewart Brown with participating in a wide-ranging corruption scheme, accusing the ex-leader of pocketing millions of dollars and unlawfully helping his center-left Progressive Labor Party.



Note: This report is based on sources and information deemed to be true and reliable, but Dentons makes no representations to same.

Americas: US



- Newly-inaugurated President Biden issued **15 executive orders** in his first day in office, including a mask mandate, reentering the **WHO** and the **Paris Climate Accords**, and canceling the **Keystone pipeline**. In his departing remarks, **former President Trump** promised “*we will be back in some form.*” Democrats took narrow control of the **Senate** with the swearing-in of Georgia runoff victors, Sens. Ossoff and Warnock, and Kamala Harris’ replacement, Alex Padilla.
- **Report deaths** yesterday neared record highs at 4,448, with **California, Texas and Pennsylvania** leading in losses. The number of people **hospitalized** continued to decline, now at 122,700, down from 132,474. The South accounts for 43 percent of the hospitalizations. As of Wednesday, **16.5 million vaccine doses** have been administered, compared to the nearly 36 million doses distributed. Amazon offered to help the Biden Administration with **vaccine distribution** and said that company workers should get the vaccine.
- Economists expect about 925,000 workers filed for **jobless benefits** last week, with the number holding nearly steady after claims for unemployment benefits jumped at the start of January. Fidelity Investments, the largest US 401(k) provider, found that only 6.3 percent of eligible participants **withdrew retirement money**, as Congress had allowed in its March COVID-19 response.
- The inauguration in Washington DC took place **without security incidents**, with 20,000 National Guards securing the nation’s capital. Anti-government and anti-fascist **protesters** in Portland, Oregon and Seattle, Washington vandalized a Democratic Party office and other buildings and scuffled with police on Wednesday, protesting against President Joe Biden’s inauguration.

Note: This report is based on sources and information deemed to be true and reliable, but Dentons makes no representations to same.

Science Under the Scope: SARS-CoV-2 Virus Mutation and New Variants

Contributed by the Scowcroft Institute for International Affairs

It is well-known at this point that COVID-19 is caused by a coronavirus that is closely related to the 2003 SARS virus that emerged from China. The fact that the pandemic was caused by a coronavirus rather than an influenza virus was viewed as a positive because coronaviruses mutate at a much slower rate than most other RNA viruses. This is due to the fact that they contain a proof-reading mechanism, similar to DNA, which makes sure that genetic code is copied properly. This does not imply that the virus would not undergo any mutations, but it gave scientists and public health officials confidence that it would not mutate significantly enough to make a vaccine ineffective once one was developed.

Over the course of the pandemic there have been a number of mutations detected, but all made no significant changes to the virus. Recently, however, a variant was discovered in the United Kingdom, that appears to have increased transmissibility.¹ The variant, which has been named SARS-CoV-2 202012/01, (more commonly known as B-117) appears to have an “*unusually large number of genetic changes, particularly in the spike protein.*”² Additionally, at the time the new variant was detected in the UK it was not phylogenetically related to the variant that was circulating in the country at the time.³ This raises questions about how the variant arrived in the UK in the first place. There is not yet a definitive answer to that question, but it has

been suggested that it could be due to an infection in a chronically-ill individual.⁴

However, the variant arrived in the UK, it has now become the dominant strain in circulation. Officials are reporting that approximately 60 percent of current infections in the country are attributed to the new variant.⁵ The variant’s success in becoming the dominant variant can be largely attributed to a mutation in the receptor-binding domain.⁶ This mutation increases the virus’ ability to bind with the ACE2 protein. Thus, the virus is able to spread more quickly and easily from one person to another. There is no evidence at this point that the variant causes more severe illness or increases the likelihood of death.

Note: This report is based on sources and information deemed to be true and reliable, but Dentons makes no representations to same.

Science Under the Scope: SARS-CoV-2 Virus Mutation and New Variants

A mutation that increases the transmissibility of the virus is not the only significant change in the new variant, however. As previously mentioned, the virus has an unusually large number of mutations. One such mutation is the deletion that some scientists speculate may make it easier for the virus to evade a person's immune system.⁷ This ability could raise concerns about the effectiveness of the vaccine against the new variant, but the CDC has stated that *"FDA-authorized vaccines are 'polyclonal,' producing antibodies that target several parts of the spike protein. The virus would likely need to accumulate multiple mutations in the spike protein to evade immunity induced by the vaccines or by natural infection."*⁸

Another concern is that the new strain may not be as easily detected with current molecular testing. Due to the types of mutations seen in the new variant, it is theoretically possible that the accuracy of current molecular tests could be affected.⁹ To combat this potential problem some scientists have stated that the only definitive way to detect the new variant is through genetic sequencing.¹⁰ It will take more time to know the impact that the mutation has on current testing systems.

In addition to the UK variant, there are two other variants that have recently emerged. The first, from South Africa, has a similar mutation

to the UK virus which may make it more transmissible. It does not have many of the other mutations that the UK variant has, however, and is not as concerning. The second is a variant that recently emerged in Nigeria. Nigeria's variant is still too newly emerged to have information on its impact, but global health officials are closely monitoring the new variant.

Over the next few months, the impact of the new variants will become better understood and scientists, public health officials, and governments will continue working to control the pandemic.

1) Rambaut, A., Loman, N., Pybus, O., et al. (2020). Preliminary genomic characterisation of an emergent SARS-CoV-2 lineage in the UK defined by a novel set of spike mutations. Retrieved from <https://virological.org/t/preliminary-genomic-characterisation-of-an-emergent-sars-cov-2-lineage-in-the-uk-defined-by-a-novel-set-of-spike-mutations/563>

2) Rambaut, A., Loman, N., Pybus, O., et al. (2020). Preliminary genomic characterisation of an emergent SARS-CoV-2 lineage in the UK defined by a novel set of spike mutations. Retrieved from <https://virological.org/t/preliminary-genomic-characterisation-of-an-emergent-sars-cov-2-lineage-in-the-uk-defined-by-a-novel-set-of-spike-mutations/563>

3) Emergencies preparedness, response. (2020, December 31). SARS-CoV-2 Variants. WHO. Retrieved from <https://www.who.int/csr/don/31-december-2020-sars-cov2-variants/en/>

Science Under the Scope: SARS-CoV-2 Virus Mutation and New Variants

4) Rambaut, A., Loman, N., Pybus, O., et al. (2020). Preliminary genomic characterisation of an emergent SARS-CoV-2 lineage in the UK defined by a novel set of spike mutations. Retrieved from <https://virological.org/t/preliminary-genomic-characterisation-of-an-emergent-sars-cov-2-lineage-in-the-uk-defined-by-a-novel-set-of-spike-mutations/563>

5) Tran, N.K., Miller, C., and Waldman, S. (2021, January 8). The SARS-CoV-2 Variant and its Impact on Diagnostic Testing. UC Davis Health, Pathology and Laboratory Medicine. Retrieved from <https://health.ucdavis.edu/blog/lab-best-practice/the-sars-cov-2-variant-and-its-impact-on-diagnostic-testing/2021/01>

6) Rambaut, A., Loman, N., Pybus, O., et al. (2020). Preliminary genomic characterisation of an emergent SARS-CoV-2 lineage in the UK defined by a novel set of spike mutations. Retrieved from <https://virological.org/t/preliminary-genomic-characterisation-of-an-emergent-sars-cov-2-lineage-in-the-uk-defined-by-a-novel-set-of-spike-mutations/563>

7) Rambaut, A., Loman, N., Pybus, O., et al. (2020). Preliminary genomic characterisation of an emergent SARS-CoV-2 lineage in the UK defined by a novel set of spike mutations. Retrieved from <https://virological.org/t/preliminary-genomic-characterisation-of-an-emergent-sars-cov-2-lineage-in-the-uk-defined-by-a-novel-set-of-spike-mutations/563>

8) National Center for Immunization and Respiratory Diseases (NCIRD), Division of Viral Disease. (2020, December 29). Interim: Implications of the Emerging SARS-CoV-2 Variant VOC 202012/01. CDC. Retrieved from <https://www.cdc.gov/coronavirus/2019-ncov/more/scientific-brief-emerging-variant.html>

9) Tran, N.K., Miller, C., and Waldman, S. (2021, January 8). The SARS-CoV-2 Variant and its Impact on Diagnostic Testing. UC Davis Health, Pathology and Laboratory Medicine. Retrieved from <https://health.ucdavis.edu/blog/lab-best-practice/the-sars-cov-2-variant-and-its-impact-on-diagnostic-testing/2021/01>

10) Tran, N.K., Miller, C., and Waldman, S. (2021, January 8). The SARS-CoV-2 Variant and its Impact on Diagnostic Testing. UC Davis Health, Pathology and Laboratory Medicine. Retrieved from <https://health.ucdavis.edu/blog/lab-best-practice/the-sars-cov-2-variant-and-its-impact-on-diagnostic-testing/2021/01>

Note: This report is based on sources and information deemed to be true and reliable, but Dentons makes no representations to same.

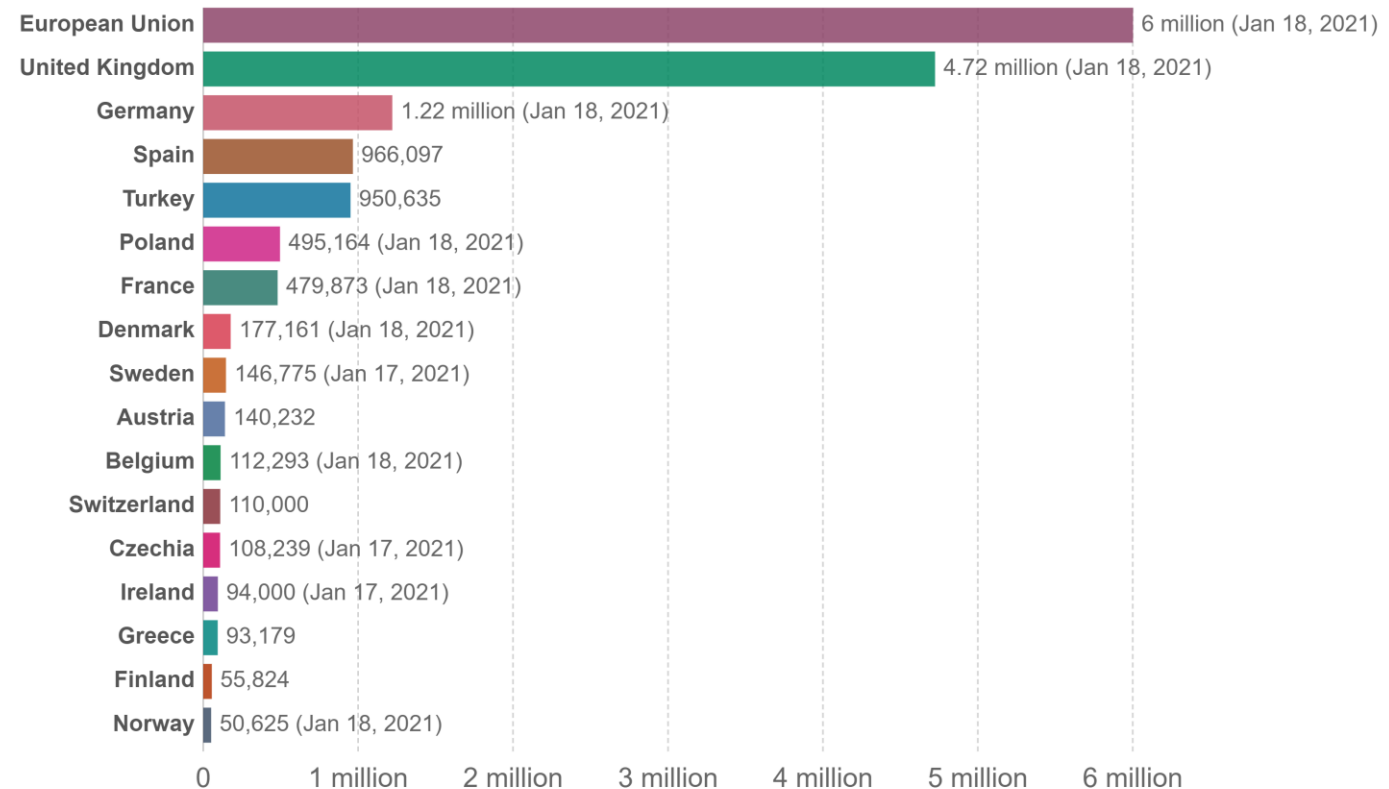
Charts in Focus: Europe Under Lockdown

As Europe continues to face a winter of COVID-19 uncertainty, characterized by unexpected lockdowns and the new UK strain B-117, vaccine rollout continues steadily, but slowly. The European Union has now vaccinated over 6 million of its citizens, while the UK moves more quickly, having already vaccinated 4.7 million.

COVID-19 vaccine doses administered, Jan 19, 2021

Total number of vaccination doses administered. This is counted as a single dose, and may not equal the total number of people vaccinated, depending on the specific dose regime (e.g. people receive multiple doses).

Our World
in Data



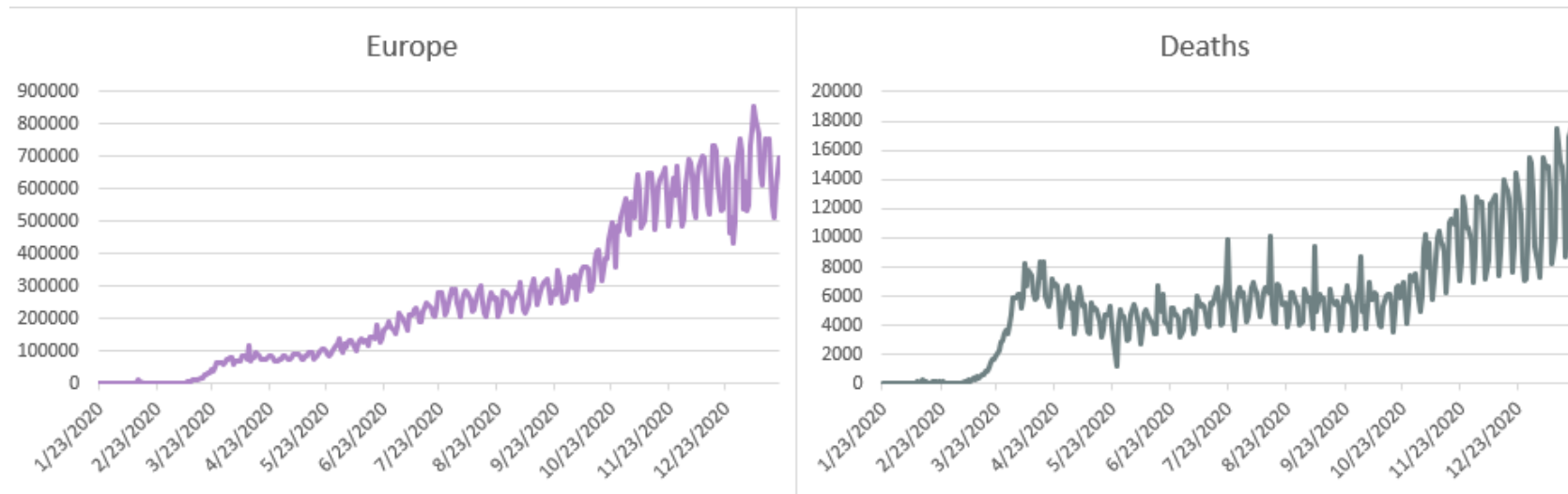
Source: Official data collated by Our World in Data – Last updated 19 January, 19:10 (London time)

OurWorldInData.org/coronavirus • CC BY

Note: This report is based on sources and information deemed to be true and reliable, but Dentons makes no representations to same.

Charts in Focus: Europe Under Lockdown

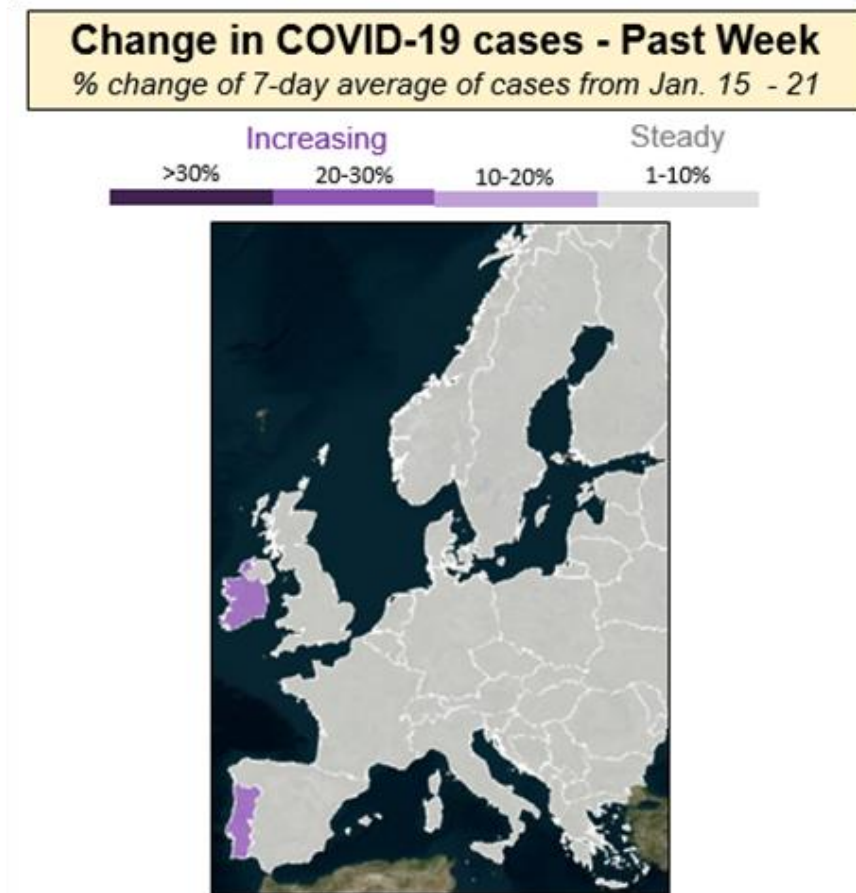
Conditions across Europe are beginning to improve. New infections are down, but the UK and Spain continue to see high numbers. Portugal, which had largely escaped the first wave, is experiencing an intense surge. The UK has the highest death toll, seeing no improvement over the week.



Source: Johns Hopkins University

Note: This report is based on sources and information deemed to be true and reliable, but Dentons makes no representations to same.

Charts in Focus: Europe Under Lockdown



Country	% Change in 7 day avg. Jan. 15-21
Portugal	12.81%
Ireland	11.25%
Monaco	10.62%
Latvia	9.99%
Spain	9.79%
Estonia	9.22%
UK	8.39%
Slovenia	6.00%
Slovakia	6.00%
Czechia	5.89%
Albania	5.64%

Country	% Change in 7 day avg. Jan. 15-21
Italy	3.94%
Ukraine	3.63%
Denmark	3.31%
Kosovo	3.28%
San Marino	3.27%
Poland	3.16%
Austria	3.10%
Serbia	2.98%
Switzerland	2.88%
Romania	2.78%
Hungary	2.41%

Country	% Change in 7 day avg. Jan. 15-21
Belarus	5.55%
Andorra	5.26%
Lithuania	5.24%
Germany	5.08%
Montenegro	4.84%
Sweden	4.79%
France	4.48%
Russia	4.46%
Finland	4.45%
Norway	4.35%
N. Macedonia	4.08%

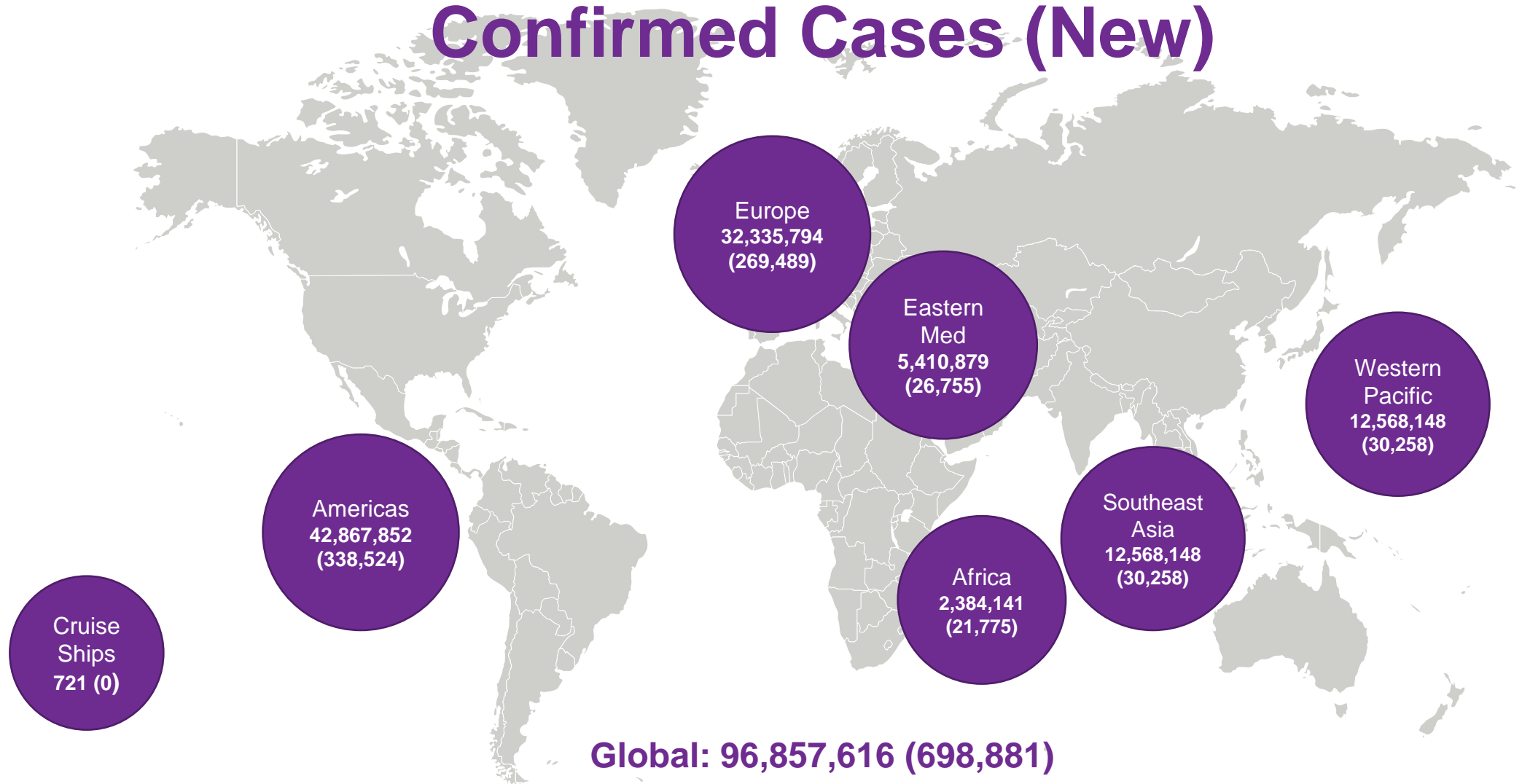
Country	% Change in 7 day avg. Jan. 15-21
Greece	2.19%
Netherlands	2.09%
Moldova	2.06%
Belgium	2.05%
Croatia	1.96%
Bosnia	1.73%
Luxembourg	1.69%
Liechtenstein	1.46%
Bulgaria	1.40%

Note: This report is based on sources and information deemed to be true and reliable, but Dentons makes no representations to same.

Coronavirus Condition Updates

As of 2100 hours US EDT on January 20, 2021

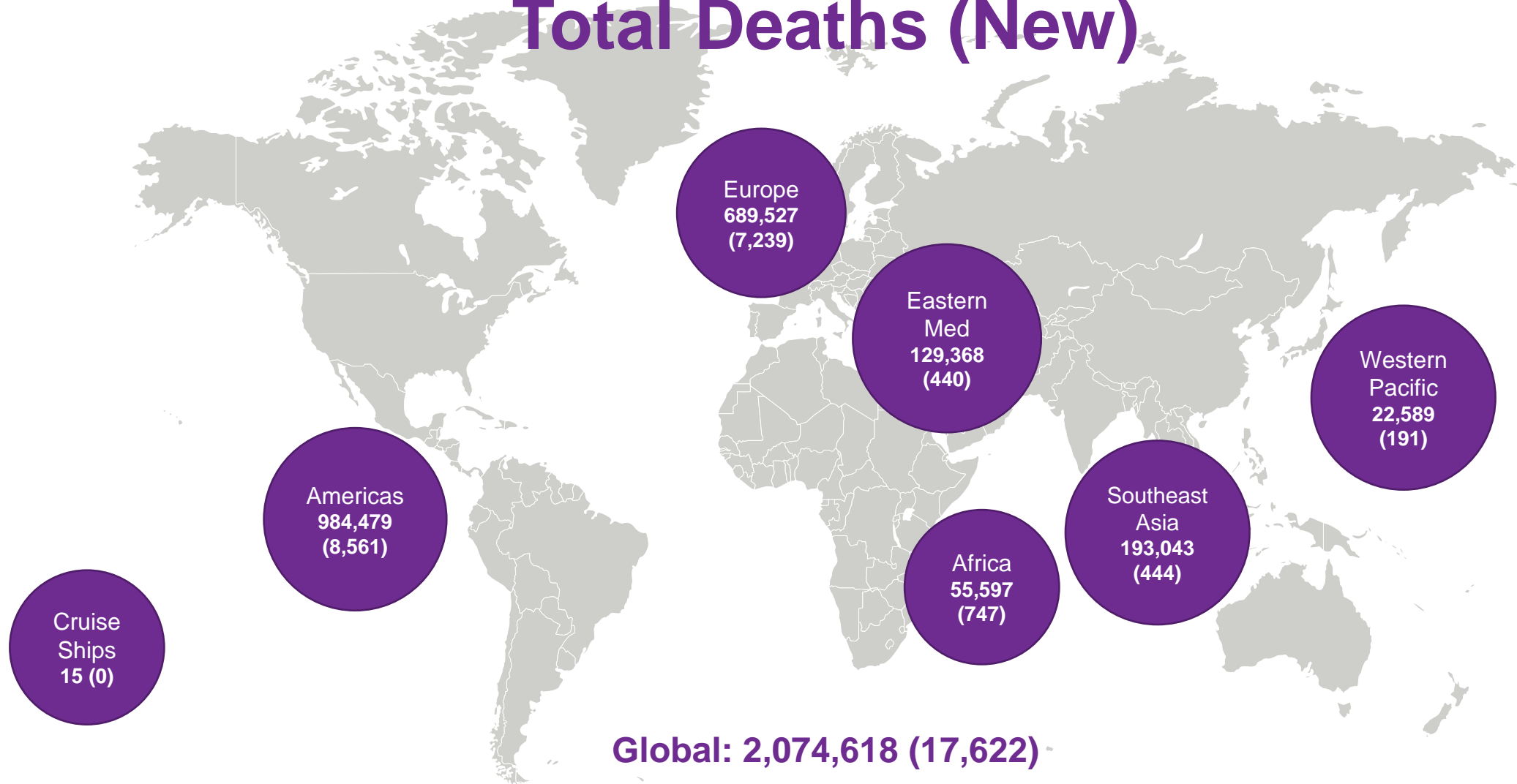
Confirmed Cases (New)



Reflects data as of 2100 hours the evening before the date of the situation report.
Data Source: Johns Hopkins University

Note: This report is based on sources and information deemed to be true and reliable, but Dentons makes no representations to same.

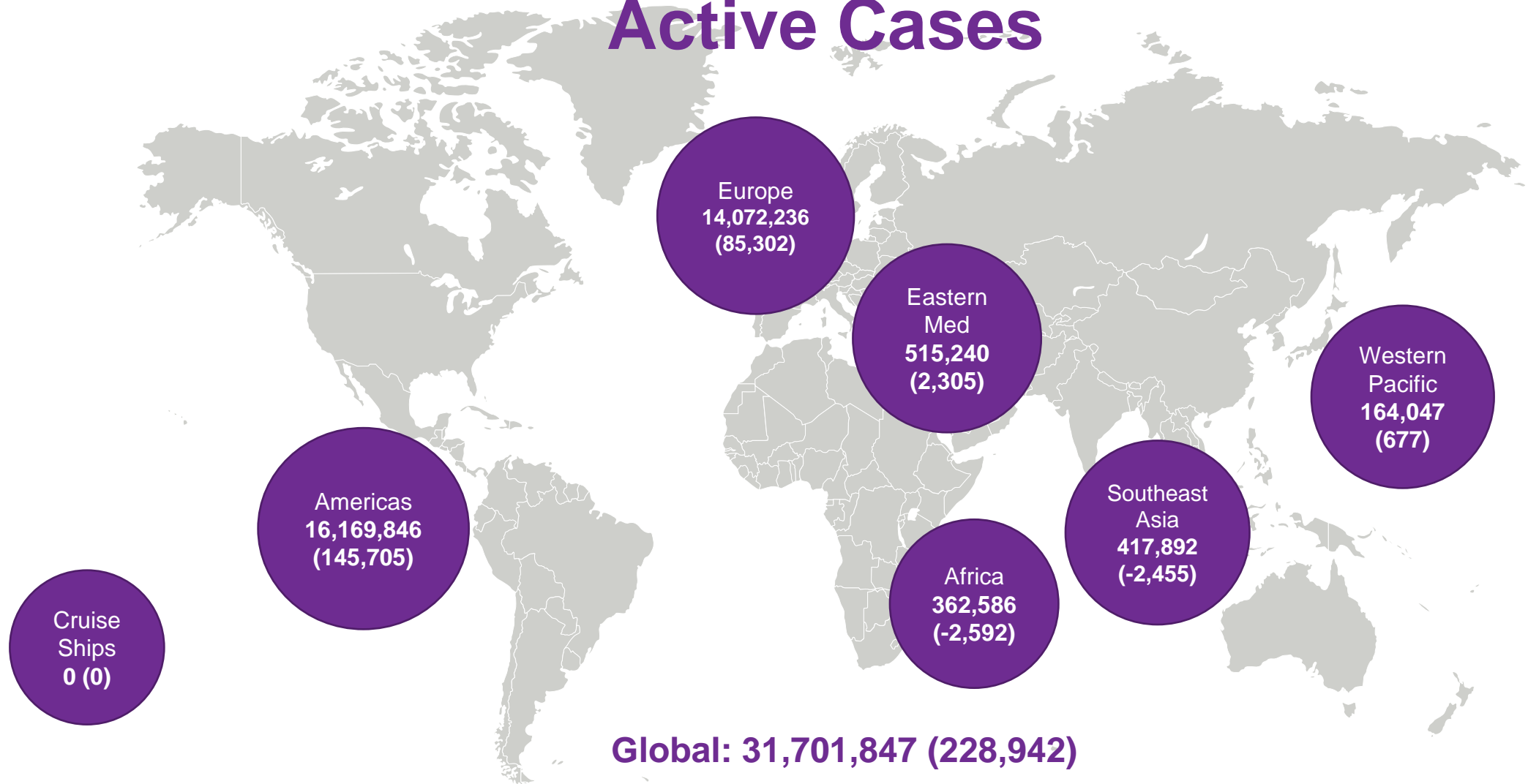
Total Deaths (New)



Reflects data as of 2100 hours the evening before the date of the situation report.
Data Source: Johns Hopkins University

Note: This report is based on sources and information deemed to be true and reliable, but Dentons makes no representations to same.

Active Cases



Reflects data as of 2100 hours the evening before the date of the situation report.
Data Source: Johns Hopkins University

Note: This report is based on sources and information deemed to be true and reliable, but Dentons makes no representations to same.

Country Risk Assessment

VERY HIGH RISK (>5,000 cases)

Country	Active Cases	Confirmed (New)	Deaths (New)	Cases / 1M Pop.	Deaths / 1M Pop	% Daily Change7-Day Av
US	14314433	24434283 (187453)	406001 (4448)	75279	1252	5.58%
UK	3413835	3515796 (38992)	93469 (1826)	51491	1370	8.39%
France	2732515	3023661 (26877)	71792 (310)	45370	1096	4.48%
Spain	2207305	2412318 (41576)	54637 (464)	51584	1168	9.79%
Netherlands	914654	940106 (5603)	13350 (86)	54040	772	4.08%
Brazil	807338	8638249 (64385)	212831 (1340)	40487	998	4.42%
Belgium	663684	684256 (3006)	20572 (18)	58639	1769	2.05%
Russia	533666	3595136 (20806)	66214 (582)	24895	461	4.46%
Sweden	527170	537967 (4702)	10797 (206)	53084	1065	4.79%
Italy	523553	2414166 (13568)	83681 (524)	39962	1385	3.94%
Serbia	373635	377445 (1646)	3810 (19)	43296	437	2.98%
Mexico	279793	1688944 (20548)	144371 (1539)	12865	1101	6.93%
Germany	272289	2100618 (29003)	50010 (1013)	24903	599	5.08%
Ukraine	255781	1210854 (4729)	22264 (227)	26890	488	3.63%

Data Source: Johns Hopkins University

VERY HIGH RISK (>5,000 cases)

Country	Active Cases	Confirmed (New)	Deaths (New)	Cases/ 1M Pop.	Deaths/ 1M Pop	% Daily Change7-Day Av
Poland	209247	1450747 (6943)	34141 (443)	38352	903	3.16%
India	192308	10610883 (15244)	152869 (151)	7648	110	0.93%
Switzerland	178394	504918 (2727)	8924 (65)	58105	1027	2.88%
Argentina	171692	1831681 (12112)	46216 (150)	40322	1017	4.05%
South Africa	170160	1369426 (12710)	38854 (566)	22930	651	6.65%
Iran	153447	1348316 (6182)	57057 (84)	15940	675	3.19%
Ireland	153192	179324 (2485)	2768 (60)	36093	557	11.25%
Indonesia	149388	939948 (12568)	26857 (267)	3416	98	8.71%
Portugal	143776	581605 (14647)	9465 (219)	57132	930	12.81%
Czechia	126561	909131 (9628)	14820 (174)	84813	1391	5.89%
Colombia	121017	1956979 (17908)	49792 (390)	38235	973	6.39%
Hungary	109405	354252 (976)	11615 (95)	36723	1204	2.41%
Lebanon	105361	264647 (4332)	2084 (64)	38871	306	12.36%
Turkey	97810	2406216 (6435)	24487 (159)	28361	289	2.09%

Note: This report is based on sources and information deemed to be true and reliable, but Dentons makes no representations to same.

Country Risk Assessment

VERY HIGH RISK (>5,000 cases)

Country	Active Cases	Confirmed (New)	Deaths (New)	Cases / 1M Pop.	Deaths / 1M Pop	% Daily Change7-Day Av
Israel	83503	575842 (10213)	4181 (101)	62608	455	9.69%
Japan	76898	346508 (5519)	4779 (99)	2691	37	12.23%
Honduras	73275	136898 (830)	3406 (15)	13618	339	4.30%
Canada	66947	730330 (5701)	18416 (127)	19129	487	6.04%
Lithuania	59095	172060 (3352)	2514 (20)	63884	931	5.24%
Panama	52413	303777 (2243)	4912 (48)	69797	1129	5.06%
Greece	50664	149973 (511)	5545 (27)	14428	533	2.19%
Dominican Republic	49972	198123 (1532)	2470 (9)	18163	226	5.93%
Slovakia	48177	228778 (2484)	3737 (100)	41892	684	6.00%
Romania	47542	700898 (3000)	17485 (116)	36570	912	2.78%
Bangladesh	47265	529687 (656)	7950 (8)	3199	48	0.90%
Tunisia	46909	188373 (3890)	5921 (77)	15847	498	10.51%
Peru	44803	1073214 (12647)	39044 (274)	32465	1179	3.07%
Norway	41346	59887 (431)	543 (18)	10999	100	4.35%

VERY HIGH RISK (>5,000 cases)

Country	Active Cases	Confirmed (New)	Deaths (New)	Cases/ 1M Pop	Deaths/ 1M Pop	% Daily Change7-Day Av
Malaysia	41087	169379 (4008)	630 (11)	5196	19	14.68%
Costa Rica	40343	187712 (835)	2492 (15)	36663	487	2.96%
Bolivia	37403	193745 (2655)	9764 (42)	16248	827	7.70%
Pakistan	35293	527146 (2363)	11157 (54)	2351	50	2.89%
Algeria	30630	104606 (265)	2849 (6)	2362	64	1.67%
Bulgaria	29660	213409 (482)	8651 (37)	30843	1250	1.40%
Philippines	28904	505939 (1855)	10042 (64)	4583	91	2.62%
UAE	27546	263729 (3506)	762 (6)	26488	77	9.15%
Cyprus	27239	29472 (178)	176 (0)	24312	145	4.57%
Albania	25978	69238 (670)	1291 (4)	24074	449	5.64%
Egypt	25611	158963 (789)	8747 (51)	1537	85	3.93%
Kazakhstan	25131	219527 (1311)	2950 (56)	9059	127	3.47%
Bosnia	25121	118717 (334)	4521 (12)	36312	1383	1.73%
Uganda	24910	38628 (94)	305 (0)	830	7	1.41%

Data Source: Johns Hopkins University

Note: This report is based on sources and information deemed to be true and reliable, but Dentons makes no representations to same.

Country Risk Assessment

VERY HIGH RISK (>5,000 cases)

Country	Active Cases	Confirmed (New)	Deaths (New)	Cases / 1M Pop.	Deaths / 1M Pop	% Daily Change7-Day Av
Chile	24055	680740 (3589)	17594 (21)	35442	916	4.14%
Iraq	22710	610598 (746)	12968 (6)	14995	318	0.85%
Paraguay	21806	124447 (1088)	2556 (21)	17330	356	4.70%
Slovenia	20885	152851 (1714)	3257 (26)	73518	1567	6.00%
Nigeria	20877	114691 (1386)	1478 (14)	549	7	9.32%
Ecuador	20546	234315 (1747)	14437 (55)	13170	811	4.27%
Libya	20479	111124 (659)	1715 (15)	16051	248	4.01%
Morocco	16544	462542 (1152)	8043 (32)	12450	216	1.62%
Austria	16035	398096 (1671)	7237 (38)	44062	801	3.10%
Denmark	15267	192187 (888)	1873 (35)	32998	323	3.31%
Kenya	15054	99444 (136)	1736 (2)	1827	32	0.89%
Belarus	14518	230494 (1778)	1610 (9)	24397	170	5.55%
Latvia	14259	57808 (1088)	1032 (20)	30839	551	9.99%
Myanmar	13410	135721 (478)	2997 (11)	2485	55	2.55%

VERY HIGH RISK (>5,000 cases)

Country	Active Cases	Confirmed (New)	Deaths (New)	Cases/ 1M Pop	Deaths/ 1M Pop	% Daily Change7-Day Av
Ethiopia	12637	132034 (307)	2044 (7)	1133	18	1.95%
N Macedonia	11924	89463 (71)	2739 (13)	42942	1315	2.09%
South Korea	11756	73918 (400)	1316 (16)	1433	25	4.32%
Zambia	10589	40949 (1434)	585 (7)	2194	31	24.05%
Jordan	10110	317405 (978)	4187 (17)	30938	408	2.03%
Estonia	10088	38544 (603)	349 (5)	29044	263	9.22%
Georgia	10025	249934 (469)	2987 (14)	62720	750	2.67%
West Bank & Gaza	9835	153590 (497)	1751 (10)	29728	339	2.49%
Guatemala	9737	151324 (1047)	5343 (30)	8361	295	3.53%
Mozambique	9641	29396 (1126)	271 (18)	926	9	19.29%
Finland	9534	41166 (444)	632 (11)	7423	114	4.45%
Zimbabwe	9276	29408 (733)	879 (54)	1963	59	17.52%
Sudan	8988	26279 (0)	1603 (0)	592	36	2.09%
Montenegro	8588	56579 (351)	758 (9)	90078	1207	4.84%

Data Source: Johns Hopkins University

Note: This report is based on sources and information deemed to be true and reliable, but Dentons makes no representations to same.

Country Risk Assessment

VERY HIGH RISK (>5,000 cases)

Country	Active Cases	Confirmed (New)	Deaths (New)	Cases / 1M Pop.	Deaths / 1M Pop	% Daily Change7-Day Av
Armenia	8348	165221 (309)	3016 (9)	55699	1017	1.27%
Malawi	8292	14851 (971)	353 (17)	765	18	36.70%
Uruguay	7840	34294 (848)	336 (6)	9853	97	16.97%
Sri Lanka	7700	55189 (770)	274 (1)	2571	13	8.99%
Azerbaijan	7367	228028 (332)	3044 (12)	22378	299	0.97%
Venezuela	6587	121691 (574)	1122 (6)	4286	40	3.19%
Moldova	6463	154118 (612)	3299 (17)	38255	819	2.06%
Oman	6222	132317 (171)	1516 (0)	25554	293	0.93%
Kuwait	5893	159264 (442)	951 (1)	36991	221	2.13%
Congo (Kinshasa)	5828	21302 (162)	640 (0)	234	7	6.10%
Syria	5682	13313 (89)	858 (8)	751	48	4.90%
Kosovo	5277	56412 (294)	1420 (9)			3.28%
Afghanistan	5165	54278 (137)	2354 (8)	1380	60	1.28%
Lesotho	5160	7035 (17)	102 (1)	3270	47	11.29%

HIGH RISK (1,000-5,000 cases)

Country	Active Cases	Confirmed (New)	Deaths (New)	Cases/ 1M Pop	Deaths/ 1M Pop	% Daily Change7-Day Av
Eswatini	4710	13789 (346)	427 (24)	11818	366	12.07%
El Salvador	4693	51437 (0)	1521 (12)	7908	234	3.69%
Cuba	4451	19122 (349)	180 (5)	1689	16	16.10%
Botswana	3918	18630 (0)	88 (0)	7835	37	9.99%
Rwanda	3895	11860 (312)	153 (5)	903	12	14.65%
Nepal	3693	268310 (318)	1975 (6)	9118	67	0.81%
Croatia	3481	226550 (902)	4711 (27)	55376	1152	1.96%
Qatar	3402	148000 (271)	248 (0)	52710	88	1.03%
Senegal	3366	23642 (250)	546 (10)	1392	32	7.44%
Bahrain	2967	98573 (313)	366 (4)	56853	211	2.13%
Thailand	2882	12795 (142)	71 (0)	181	1	14.10%
Malta	2831	16129 (187)	244 (2)	36475	552	7.26%
Namibia	2726	31253 (258)	301 (5)	12178	117	6.62%
Kyrgyzstan	2665	83430 (0)	1392 (0)	12672	211	1.01%

Data Source: Johns Hopkins University

** Indicates moved up a risk category

Note: This report is based on sources and information deemed to be true and reliable, but Dentons makes no representations to same.

Country Risk Assessment

HIGH RISK (1,000-5,000 cases)

Country	Active Cases	Confirmed (New)	Deaths (New)	Cases / 1M Pop.	Deaths / 1M Pop	% Daily Change7-Day Av
Luxembourg	2431	49204 (229)	562 (2)	77903	890	1.69%
Jamaica	2379	14487 (68)	331 (2)	4880	112	4.38%
China	2361	98544 (221)	4801 (1)	62	3	1.29%
Ghana	2174	58431 (0)	358 (0)	1859	11	2.48%
Saudi Arabia	2048	365563 (238)	6338 (3)	10411	181	0.35%
Mali	1921	7897 (17)	318 (1)	384	15	2.01%
Australia	1888	28749 (9)	909 (0)	1120	35	0.31%
Nicaragua	1811	6204 (0)	168 (0)	930	25	0.84%
Burkina Faso	1810	9553 (201)	106 (1)	450	5	10.54%
Haiti	1764	10963 (56)	240 (0)	955	21	3.59%
Congo (Brazzaville)	1749	7709 (0)	114 (0)	1378	20	7.12%
Angola	1728	19093 (82)	444 (2)	571	13	3.50%
Cote d'Ivoire	1588	25597 (214)	142 (0)	957	5	4.80%

Data Source: Johns Hopkins University

HIGH RISK (1,000-5,000 cases)

Country	Active Cases	Confirmed (New)	Deaths (New)	Cases/ 1M Pop	Deaths/ 1M Pop	% Daily Change7-Day Av
Bahamas	1180	8075 (7)	175 (0)	20426	443	0.79%
Maldives**	1024	14712 (79)	49 (0)	26955	90	2.96%

**Indicates moved up a risk category

Note: This report is based on sources and information deemed to be true and reliable, but Dentons makes no representations to same.

US Risk Assessment

VERY HIGH RISK (>5,000 cases)

State & Territory	Active Cases	Confirmed (New)	Deaths (New)	Cases / 1M Pop.	Deaths / 1M Pop	% Daily Change7-Day Av
California	3035458	3070372 (21335)	34914 (650)	77918	886	7.58%
Florida	1576433	1601011 (11914)	24578 (142)	74543	1144	5.22%
New York	1120342	1279811 (11119)	41587 (219)	67593	2139	7.86%
Illinois	1061069	1081354 (4822)	20285 (132)	85335	1601	3.27%
Georgia	823871	836649 (8068)	12778 (206)	78800	1203	6.50%
Arizona	584779	690544 (4845)	11528 (262)	94872	1584	7.07%
New Jersey	556914	641140 (5438)	20664 (152)	72183	2328	6.01%
Missouri	447102	453777 (1791)	6675 (197)	77876	1144	2.85%
Virginia	413627	455591 (4515)	5861 (63)	53376	687	9.45%
Texas	412927	2185554 (28095)	33491 (459)	75612	1162	6.63%
Colorado	353615	379227 (1371)	5422 (34)	65852	942	3.28%
Maryland	316207	332353 (2167)	6689 (39)	54974	1106	5.26%
Washington	290077	294017 (4078)	3940 (37)	39087	533	4.36%
Kentucky	289837	334320 (3414)	3243 (49)	74831	726	6.29%

VERY HIGH RISK (>5,000 cases)

State & Territory	Active Cases	Confirmed (New)	Deaths (New)	Cases/ 1M Pop.	Deaths/ 1M Pop	% Daily Change7-Day Av
Nevada	261280	265143 (1171)	3863 (71)	86081	1254	4.21%
Kansas	256655	265522 (3519)	3565 (54)	91197	1227	4.72%
Connecticut	217608	234134 (1915)	6726 (44)	65670	1887	5.79%
South Carolina	213883	399843 (5525)	6328 (69)	77659	1229	8.62%
Indiana	203601	598313 (2877)	9529 (63)	88873	1415	4.04%
Alabama	190161	429655 (3112)	6283 (157)	87628	1281	4.34%
Pennsylvania	156901	787584 (5637)	19811 (388)	61637	1557	5.28%
Massachusetts	143008	481040 (4514)	13829 (80)	69792	2006	6.78%
Oregon	133310	135142 (1291)	1832 (29)	32041	434	4.46%
Michigan	132691	589869 (3196)	14770 (68)	59065	1479	2.81%
Ohio	127979	842433 (6384)	10409 (86)	72070	891	5.08%
North Carolina	103139	690912 (6415)	8200 (61)	65876	782	7.21%
Rhode Island	99323	107876 (810)	2058 (13)	101831	1943	5.00%
Idaho	83240	157588 (810)	1637 (0)	88183	915	3.31%

Data Source: Johns Hopkins University

Note: This report is based on sources and information deemed to be true and reliable, but Dentons makes no representations to same.

US Risk Assessment

VERY HIGH RISK (>5,000 cases)

State & Territory	Active Cases	Confirmed (New)	Deaths (New)	Cases / 1M Pop.	Deaths / 1M Pop	% Daily Change7-Day Av
New Mexico	73070	165835 (881)	3009 (34)	79088	1435	4.05%
Wisconsin	70787	573119 (1851)	6035 (62)	90327	955	2.63%
Nebraska	55399	184482 (2306)	1862 (20)	94177	952	2.86%
Utah	54750	328380 (2159)	1517 (10)	102428	473	4.31%
Tennessee	52307	694291 (4226)	8556 (85)	101665	1253	4.15%
Delaware	51898	71775 (464)	1026 (5)	73709	1054	6.41%
Louisiana	46174	374582 (2493)	8383 (59)	80576	1803	5.00%
Alaska	44975	52393 (171)	253 (23)	69349	343	3.01%
Mississippi	43420	256827 (1702)	5638 (64)	86295	1894	5.03%
Oklahoma	34035	360360 (1986)	3085 (48)	91070	780	5.27%
Iowa	33768	308787 (1485)	4394 (62)	97602	1393	2.47%
West Virginia	26217	111677 (857)	1836 (21)	62315	1024	6.52%
Hawaii	24513	24837 (68)	324 (1)	17389	230	3.58%
Maine	22331	34963 (701)	530 (11)	26010	394	10.91%

Data Source: Johns Hopkins University

Note: This report is based on sources and information deemed to be true and reliable, but Dentons makes no representations to same.

VERY HIGH RISK (>5,000 cases)

State & Territory	Active Cases	Confirmed (New)	Deaths (New)	Cases/ 1M Pop.	Deaths/ 1M Pop	% Daily Change7-Day Av
Arkansas	20421	276114 (2520)	4441 (55)	91495	1472	5.10%
Puerto Rico	13036	88513 (140)	1717 (14)	44790	507	4.38%
Minnesota	10707	449492 (1224)	6047 (34)	79702	1072	2.03%
District of Columbia	9531	34403 (144)	863 (2)	48747	1223	5.24%
New Hampshire	6236	59437 (728)	950 (12)	43713	699	8.94%

HIGH RISK (1,000-5,000 cases)

State & Territory	Active Cases	Confirmed (New)	Deaths (New)	Cases/ 1M Pop.	Deaths/ 1M Pop	% Daily Change7-Day Av
Montana	4906	90255 (391)	1094 (1)	84447	1024	2.88%
South Dakota	4103	106063 (277)	1667 (0)	119891	1884	1.76%
Vermont	3286	10471 (150)	165 (2)	16781	264	10.53%
Wyoming	1881	50124 (202)	550 (0)	86606	950	3.66%
North Dakota	1155	96222 (151)	1409 (1)	126265	1820	1.13%

Contacts

This summary is based on reports sourced from among the 75 countries in which Dentons currently serves clients as well as from firms in other locations, some of which will formally join Dentons later in 2020. We are pleased to share this complimentary summary and contemporaneous assessment, with the caveat that developments are changing rapidly. This is not legal advice, and you should not act or refrain from acting based solely on its contents. We urge you to consult with counsel regarding your particular circumstances.

To read additional analysis, visit the [Dentons Flashpoint portal](#) for insights into geopolitics and governance; industry and markets; cyber and security; science, health and culture; and economic and regulatory issues.

Karl Hopkins

Partner and Global Chief Security Officer
Dentons
Washington, DC

D +1 202 408 9225
karl.hopkins@dentons.com

Melissa Mahle

Senior Analyst
Dentons
Washington, DC

D +1 202 408 6383
melissa.mahle@dentons.com