

# Diversity Statistics

## UK, Ireland and Middle East

30 June 2023



# Contents

**1. Who is included in this data 3**

---

**2. Summary of diversity statistics 4**

---

**3. Representation of women 5**

---

**4. Ethnic diversity 6**

---

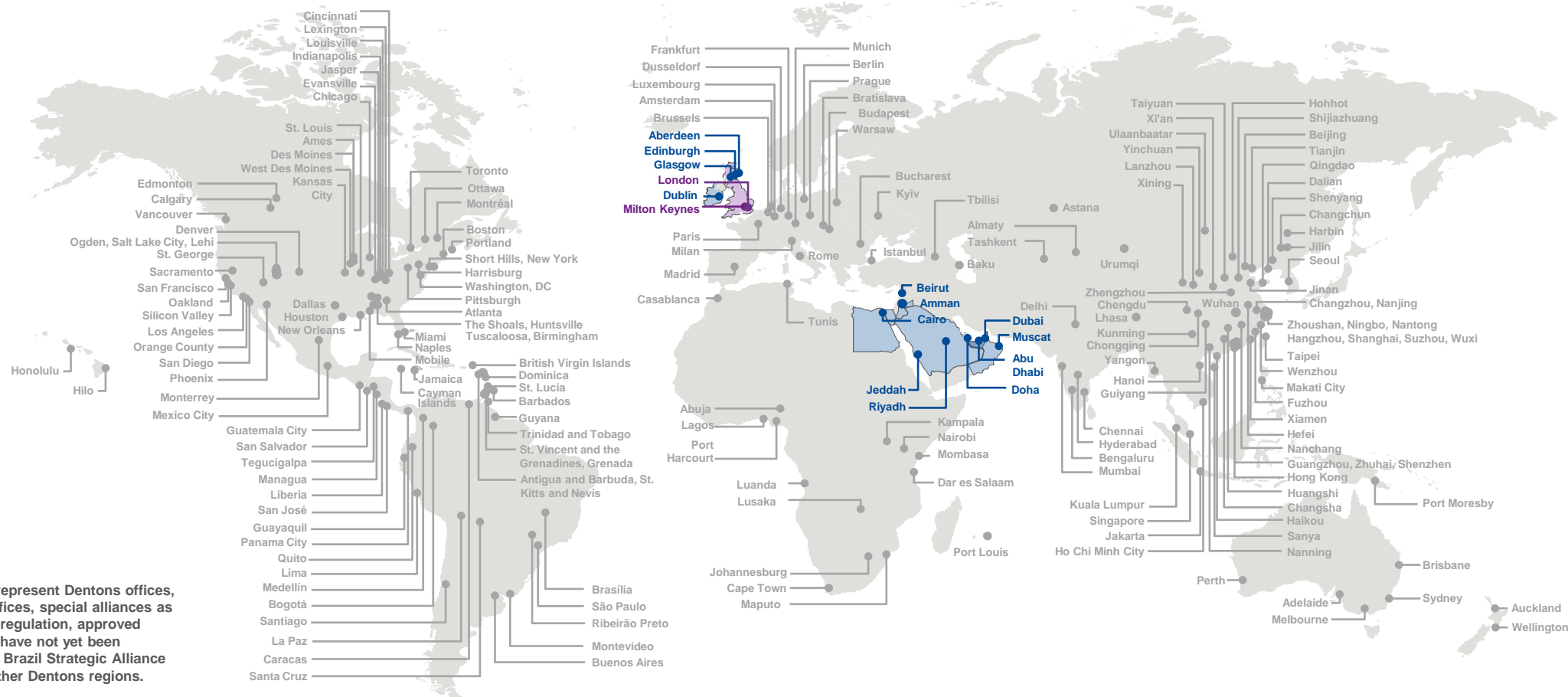
**5. Disability and LGBTQ+ 7**

---

**6. Age and religion 8**

# Included in this data

1. All Dentons partners and solicitors registered with the Solicitors Regulation Authority across UK, Ireland and the Middle East;
2. Any other Dentons staff located in England and Wales only.



# Summary of diversity statistics

This table shows a breakdown of diversity characteristics by role (groupings guided by the Solicitors Regulation Authority).

	Total % of workforce	Women	Ethnic Minority	Disabled	LGBTQ+
Full equity partner	7%	15%	9%	4%	4%
Partial equity partners	9%	31%	2%	1%	2%
Solicitor	38%	55%	9%	1%	4%
Other fee earning role	9%	67%	35%	6%	9%
Role directly supporting a fee earner	16%	81%	30%	2%	7%
Managerial role	9%	57%	13%	6%	2%
IT/HR/other corporate services role	12%	52%	22%	1%	8%
<b>Overall % of workforce</b>		<b>55%</b>	<b>16%</b>	<b>2%</b>	<b>5%</b>

As of 30 June 2023

Please note, this data includes (1) all Dentons partners and solicitors registered with the Solicitors Regulation Authority across UK, Ireland and the Middle East and (2) any other Dentons staff located in England and Wales only.

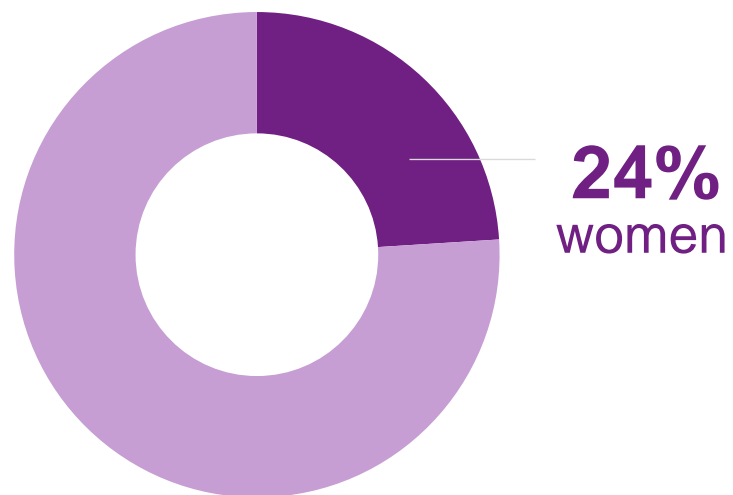
# Representation of women

## WHAT GENDER DO YOU IDENTIFY WITH?

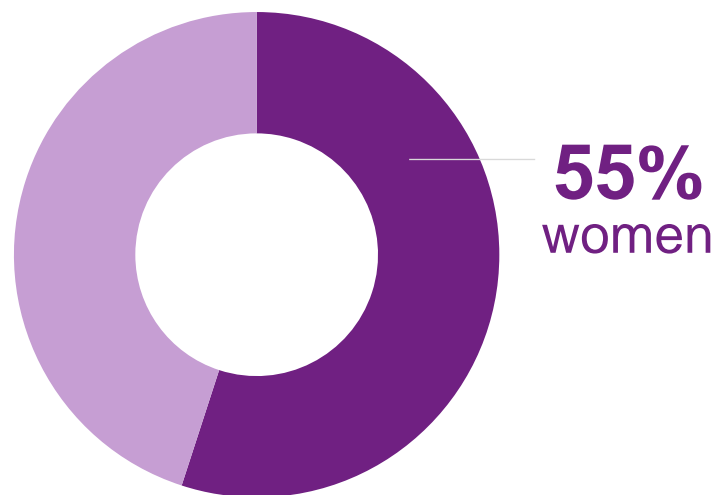
*This page shows how 96% of our people responded to this question.*

**55%**  
WOMEN OVERALL

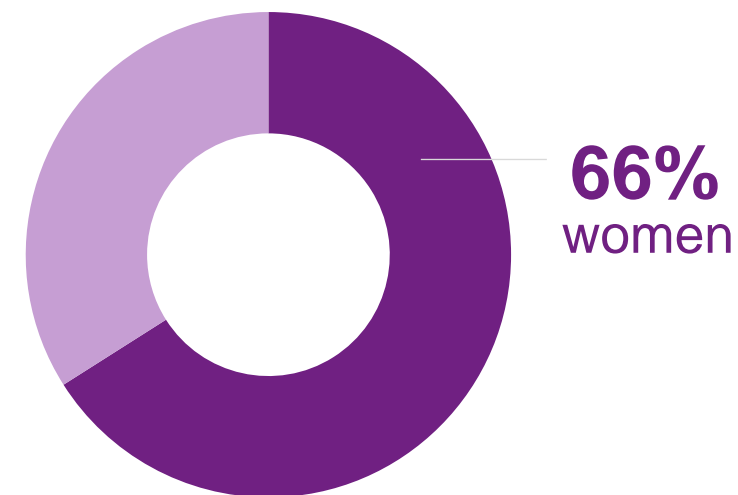
### 1 PARTNERS



### 2 SOLICITORS



### 3 OTHER STAFF



**Key**  
■ Women ■ Men

As of 30 June 2023

*Please note, this data includes (1) all Dentons partners and solicitors registered with the Solicitors Regulation Authority across UK, Ireland and the Middle East and (2) any other Dentons staff located in England and Wales only.*

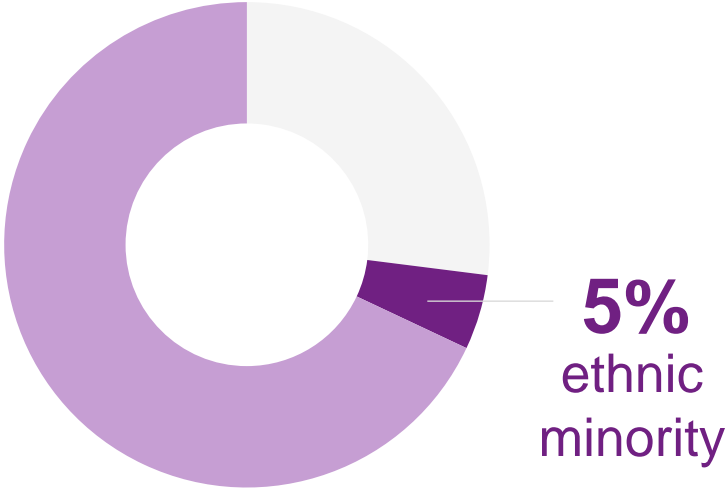
# Ethnic diversity

## HOW WOULD YOU DESCRIBE YOUR ETHNIC BACKGROUND?

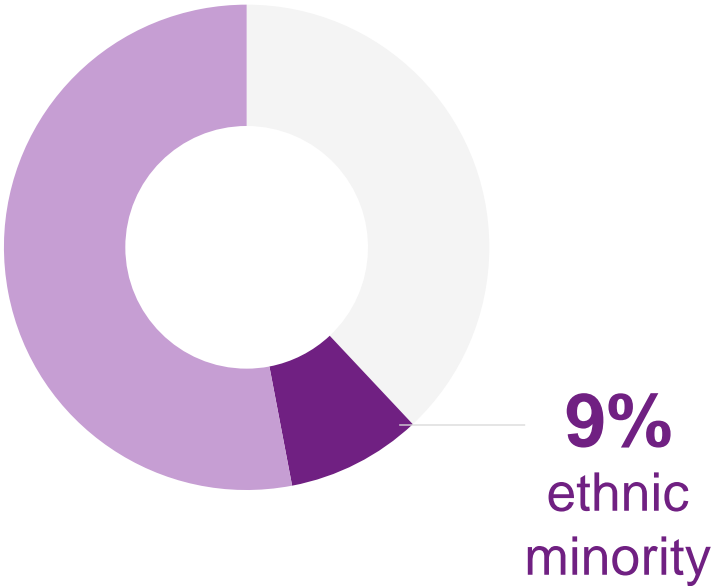
90% of our people overall responded to this question with response rates varying by grade.



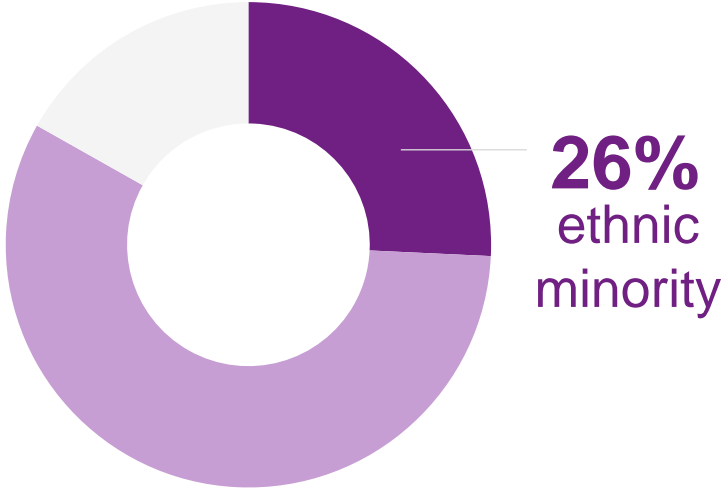
### 1 PARTNERS



### 2 SOLICITORS



### 3 OTHER STAFF



As of 30 June 2023

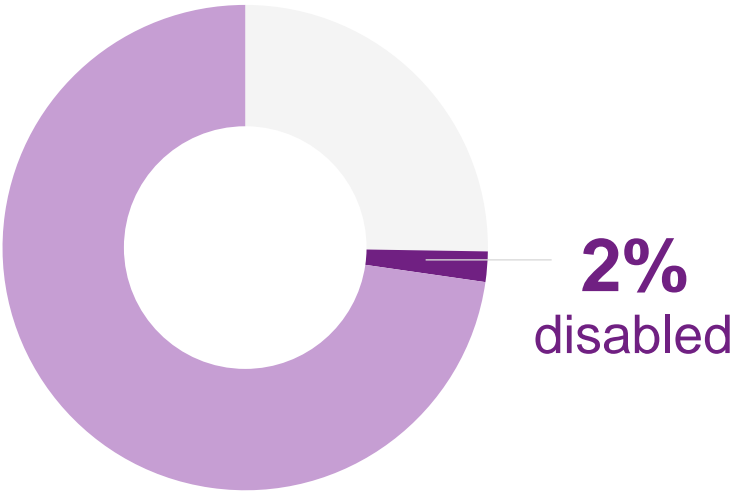
Please note, this data includes (1) all Dentons partners and solicitors registered with the Solicitors Regulation Authority across UK, Ireland and the Middle East and (2) any other Dentons staff located in England and Wales only.



# Disability

DO YOU CONSIDER YOURSELF TO HAVE A DISABILITY?

90% of our people overall responded to this question with response rates varying by grade.



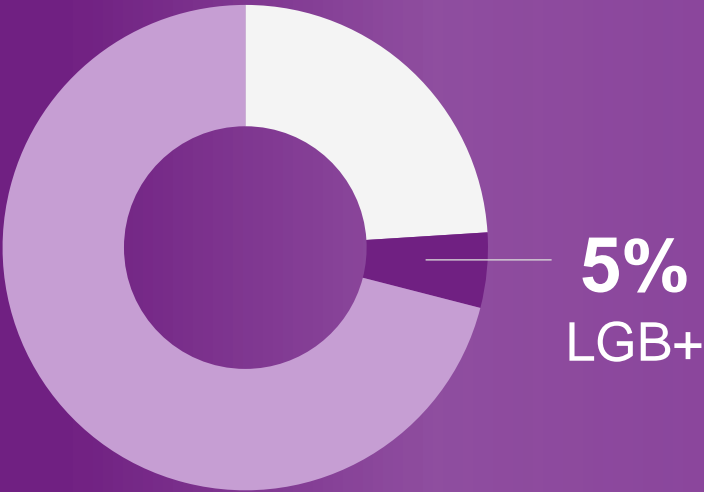
Key  Disabled  Not Disabled  Not shared

As of 30 June 2023  
Please note, this data includes (1) all Dentons partners and solicitors registered with the Solicitors Regulation Authority across UK, Ireland and the Middle East and (2) any other Dentons staff located in England and Wales only.

# LGBTQ+

HOW WOULD YOU DESCRIBE YOUR SEXUAL ORIENTATION?

90% of our people overall responded to this question with response rates varying by grade.



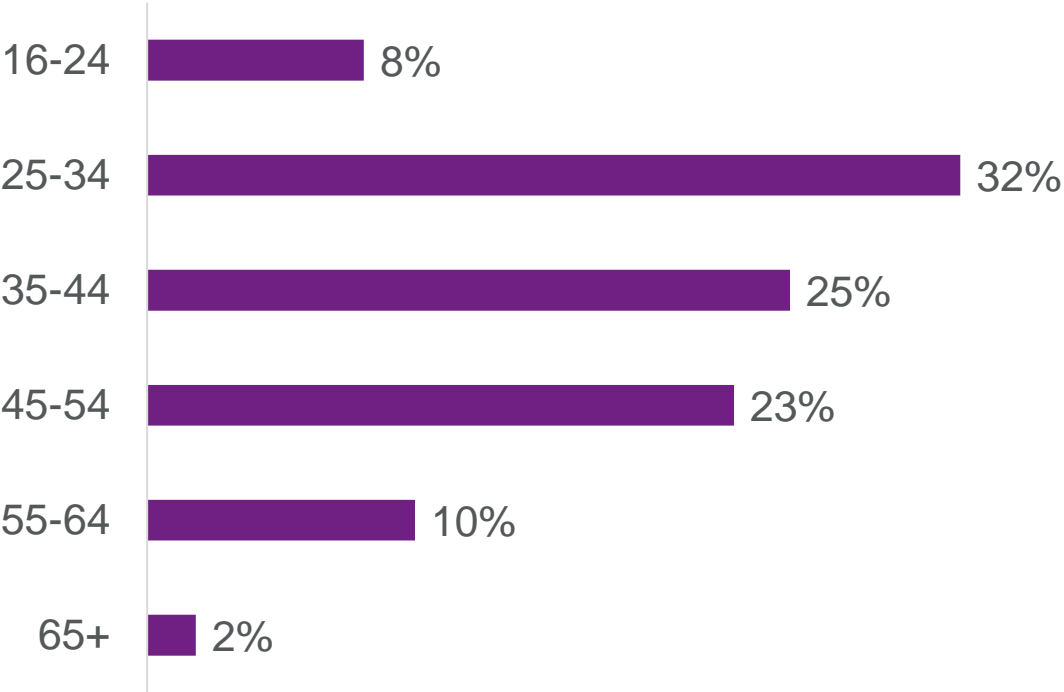
Key  LGB+  Heterosexual  Not shared

1%  
identify as  
trans

# Age

## AGE SHOWN BY AGE BRACKET

96% of our people responded to this question.



As of 30 June 2023

Please note, this data includes (1) all Dentons partners and solicitors registered with the Solicitors Regulation Authority across UK, Ireland and the Middle East and (2) any other Dentons staff located in England and Wales only.

# Religion

## WHAT IS YOUR RELIGION OR BELIEF?

90% of our people overall responded to this question with response rates varying by grade.

